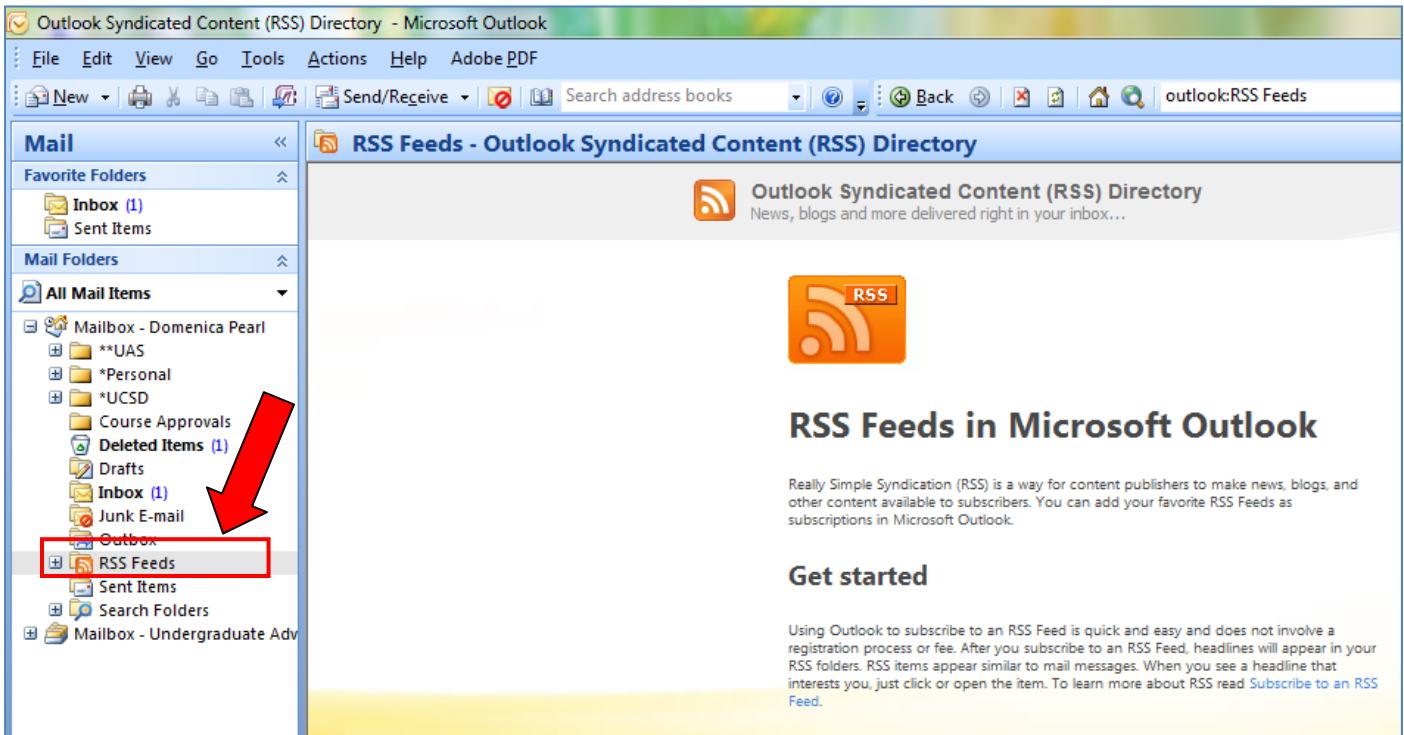


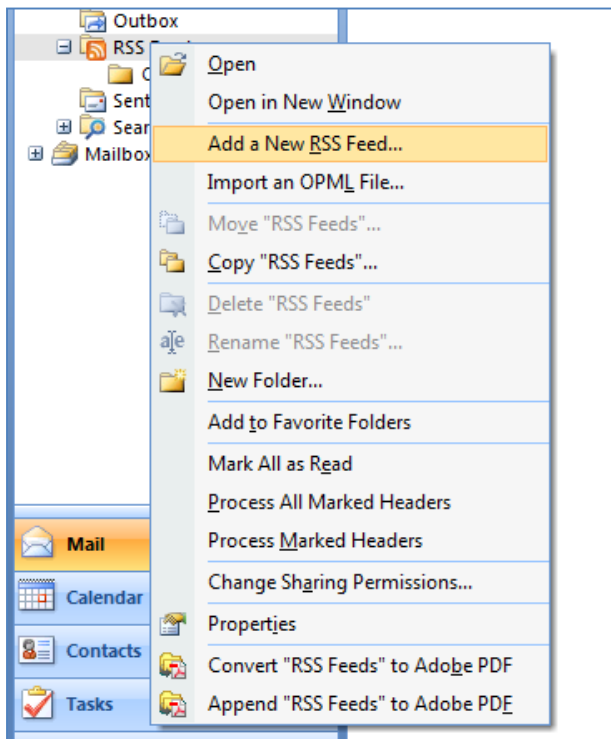
Subscribe to the CSUSM Advising Hub by adding it to your RSS Feed:

In your MS Outlook, you can subscribe to the **CSUSM Advising Hub Blog** by adding it to your **RSS Feeds**. This way new posts on the blog will appear in your **RSS Feeds** folder (see below) like a new message.



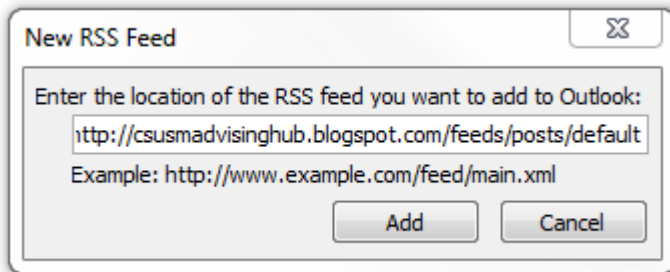
Steps to subscribe:

1. Right Click on the **RSS Feeds** folder. Select "Add a new RSS Feed..."



Subscribe to the CSUSM Advising Hub by adding it to your RSS Feed:

- In the pop-up window, type in (or cut and paste) the following address:
<http://csusmadvisinghub.blogspot.com/feeds/posts/default>



Click "Add."

- The CSUSM Advising Hub should now display in your RSS Feeds folder. When new posts are published to the blog, they will display as a new message in this folder.

You may view the blog posts in email format, or you can click on "View article..." to read the actual blog post on the CSUSM Advising Hub.

Also, the blog will archive all posts, so if you would like to go back and visit something that was posted in the past, it will be there!

Please contact me if you have any questions: [Domenica Pearl, x4162](#)