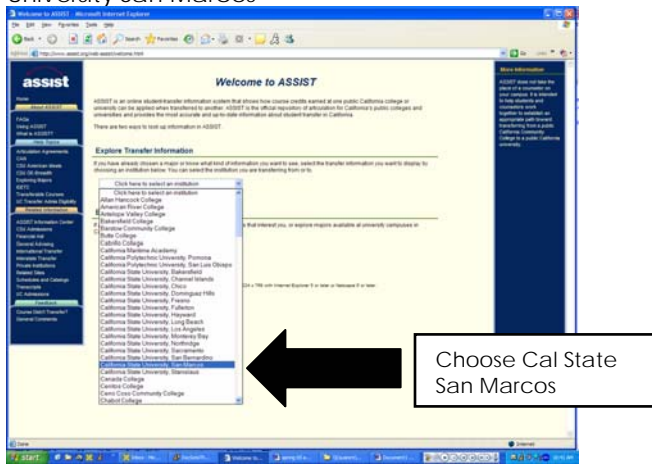


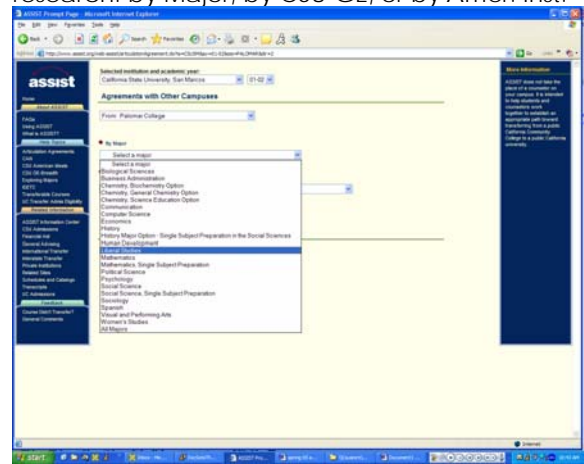
# How to use [www.assist.org](http://www.assist.org)

Articulation agreements are made between a university and another accredited college or university. These agreements tell you which courses taken at an outside institution will fulfill specific lower-division general education and major requirements.

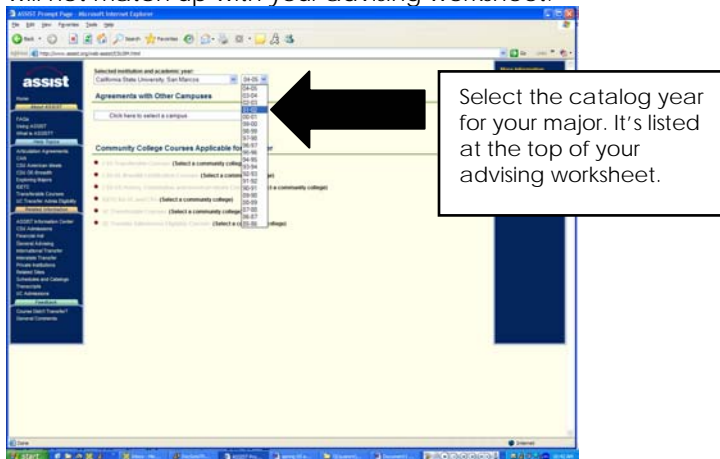
**Step 1** On the Assist home page, select California State University San Marcos



**Step 4** Choose the drop-down menu you want to research: by Major, by CSU-GE, or by Amer. Inst.



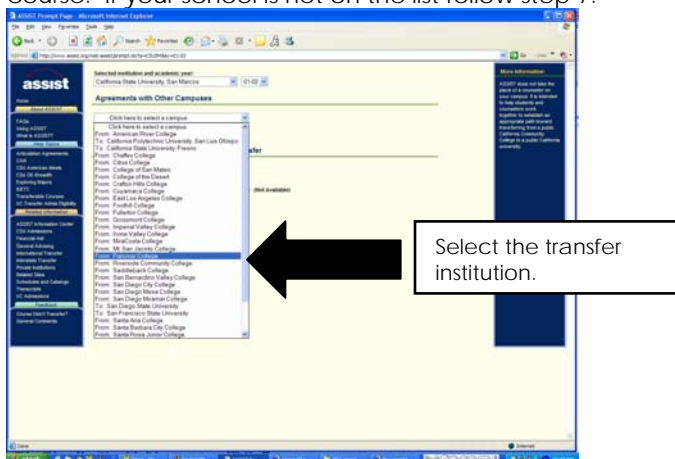
**Step 2** Select your *catalog year* for the major. If you choose the wrong year, the requirements listed on assist will not match up with your advising worksheet.



**Step 5** The next screen will display the articulation agreement for your catalog year. Read the notes at the top of the agreement. Select transfer courses only from this list. If you want to take a course that is not on this list, get approval from your faculty advisor BEFORE enrolling.



**Step 3** Under Agreements with Other Campuses, select the transfer institution where you took or plan to take the course. If your school is not on the list follow step 7.



**Step 6** After your grade is posted for the course(s), send an official transcript to the office of Enrollment Services.

**Step 7** Approving Non-Articulated Courses for your Major

- Gather course descriptions and transcripts
- Meet with your faculty advisor
- Request a copy of on-line Course Approval form from your faculty advisor