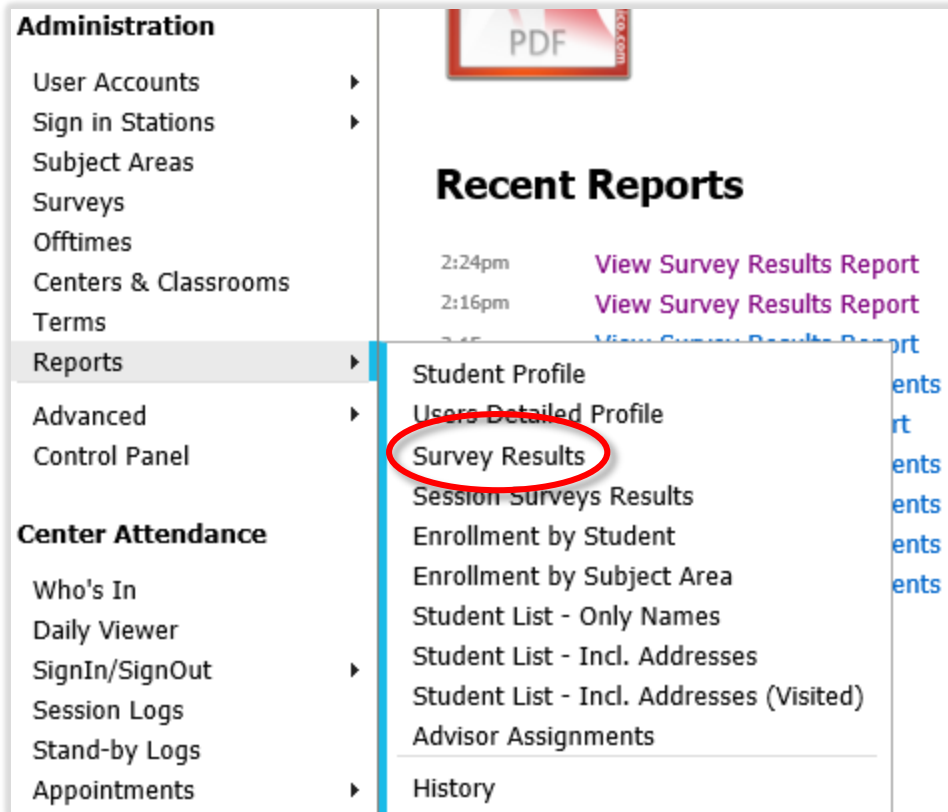
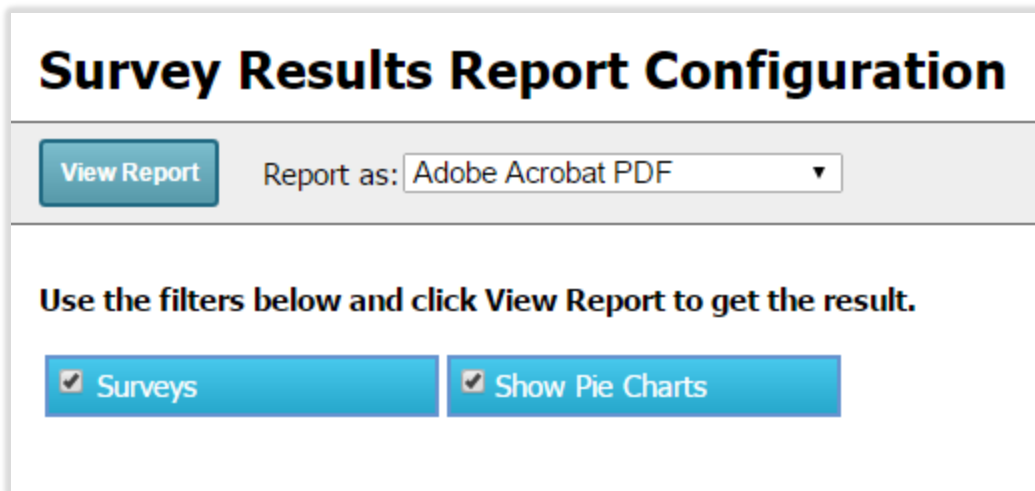


How to View Survey Results

1. In the Accademia homepage, hover over reports in the Administration section and click on Survey Results




2. Choose your desired survey and whether or not you would like to see pie charts



3. Click the "View Report" button at the top of the page

4. When your report is ready click on **View Result.**




Report is ready! [View Result.](#)

Your request finished successfully. Click on the link above to open it.

[Download](#) | [Share Results](#)

5. In the report you see the question along with what students answered


Survey Results Report
Practice - Nora

Filtered by:

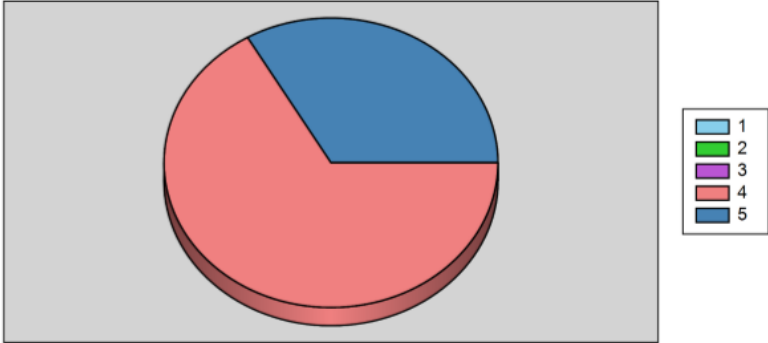
Test

Number of responders: 3

Item: rate your experience on a scale from one to five
(3 out of 3 replied to this item [100%])

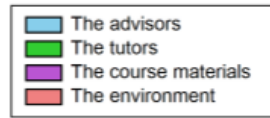
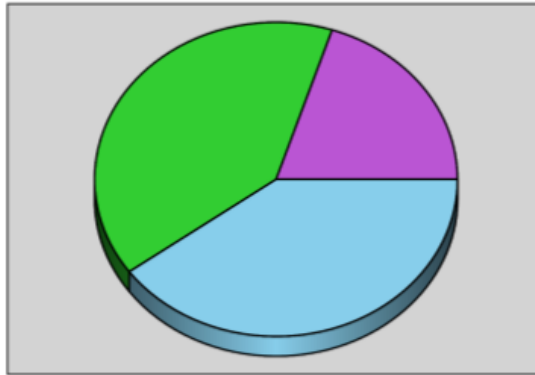
Answer	Count	Percentage	Weight	Weighted
1	0	0.000%	0	0
2	0	0.000%	0	0
3	0	0.000%	0	0
4	2	66.667%	0	0
5	1	33.333%	0	0

Weighted Answer 1 Weighted Average 0 [0]



Item: Choose 1 or more things you liked about the center
(3 out of 3 replied to this item [100%])

Answer	Count	Percentage	Weight	Weighted
The advisors	2	40.000%	0	0
The tutors	2	40.000%	0	0
The course materials	1	20.000%	0	0



Item: Name some things you found unsatisfactory

(2 out of 3 replied to this item [66.6666666666667%])

Answer

No course material for HD

no HD work

NOTE: Pie charts are shown only for multiple choice questions.

Item: Who greeted you today?

(3 out of 3 replied to this item [100%])

Answer

	Count	Percentage	Weight	Weighted
Nora	2	66.667%	0	0
Lilly	0	0.000%	0	0
Casey	0	0.000%	0	0
Colin	1	33.333%	0	0

Weighted Answer Casey

Weighted Average

0 [0]

