

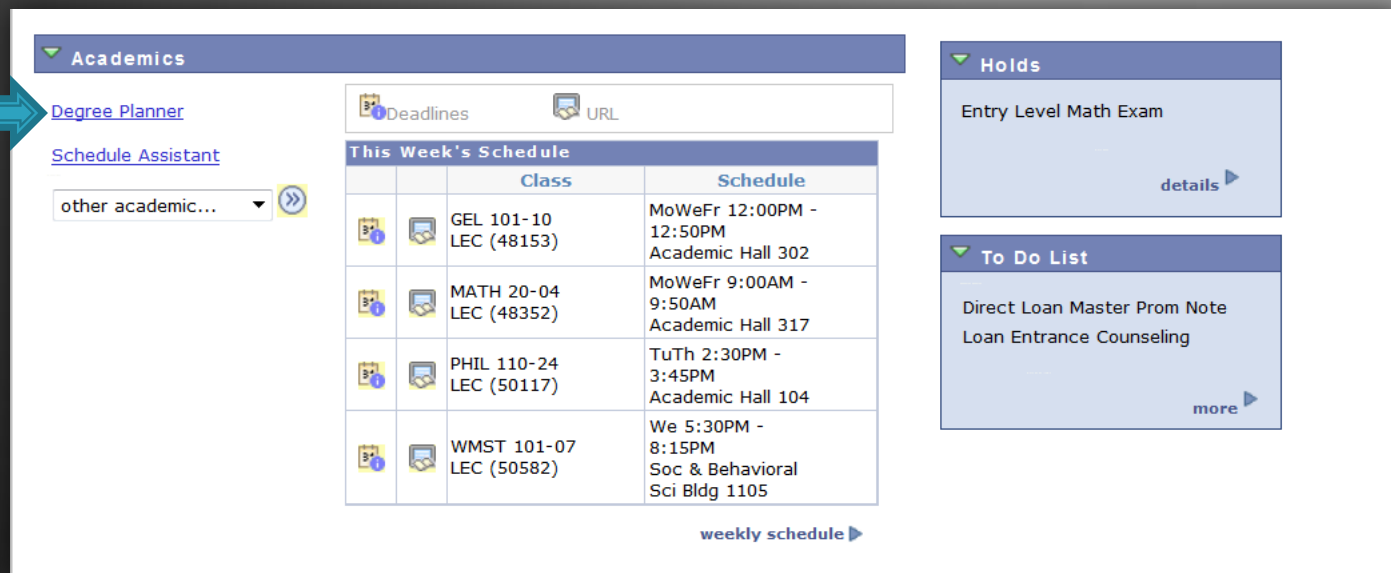
# How to Register Using Degree Planner

The Degree Planner is an online tool that allows undergraduate students to map their entire academic path to graduation.


# DEGREE PLANNER

Degree Planner is a tool that assists you in determining what classes to take at CSUSM from your first year to graduation!





Here's how to get to Degree Planner:  
After logging into myCSUSM  
Navigate to your Student Center  
Now click on 'Degree Planner'




**Academics**


- [Degree Planner](#)
- [Schedule Assistant](#)
- other academic... 

**This Week's Schedule**


|   | Class                      | Schedule  |
|---|----------------------------|---|
|    | GEL 101-10<br>LEC (48153)  | MoWeFr 12:00PM - 12:50PM<br>Academic Hall 302           |
|    | MATH 20-04<br>LEC (48352)  | MoWeFr 9:00AM - 9:50AM<br>Academic Hall 317             |
|   | PHIL 110-24<br>LEC (50117) | TuTh 2:30PM - 3:45PM<br>Academic Hall 104               |
|  | WMST 101-07<br>LEC (50582) | We 5:30PM - 8:15PM<br>Soc & Behavioral<br>Sci Bldg 1105 |

[weekly schedule](#) 

**Holds**

- Entry Level Math Exam
- [details](#) 

**To Do List**

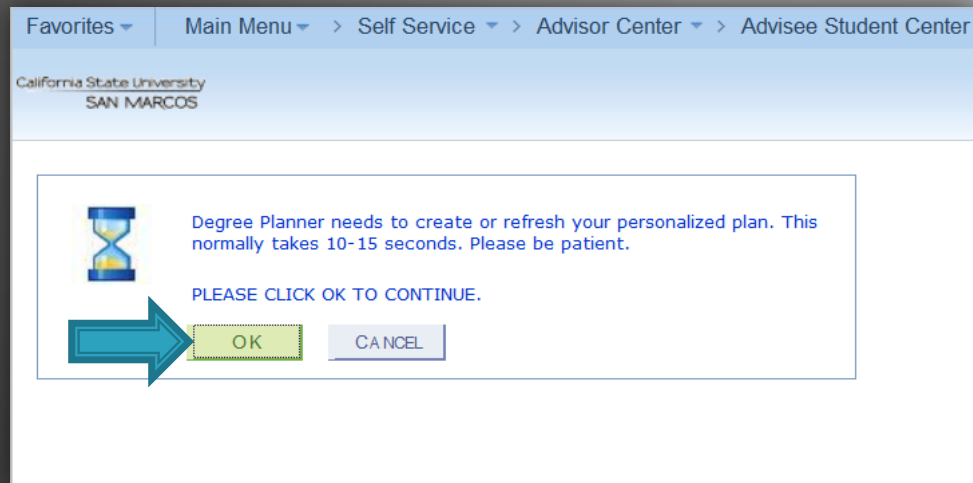
- Direct Loan Master Prom Note
- Loan Entrance Counseling
- [more](#) 

# DEGREE PLANNER

The first time you log into Degree Planner you'll see the below refresh message.

Simply click 'OK'

You will then be taken to your Degree Planner Overview page.



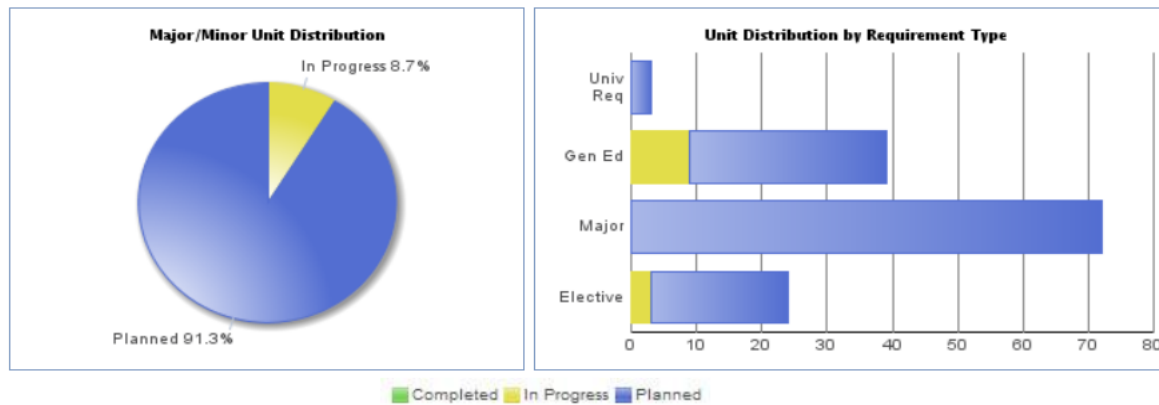
# DEGREE PLANNER OVERVIEW PAGE

## Degree Planner Overview

[Print](#)

The graphs and chart(s) below are a helpful snapshot in determining your progress toward your degree(s). The graph on the left is a visual display of the percentage of units you have completed, units in progress, and units still left in your planner. The graph to the right displays a breakdown of units by requirement type for your degree(s). If you have multiple majors/minors, the graphs display the sum of these plans. The degree breakdown chart(s) located under each major/minor description, show you a plan specific breakdown of units by requirement type for an individual major or minor.

Click **CONTINUE** to see your suggested path to graduation.

[FAQ](#)

## Computer Science CS Opt BS

Catalog Year Fall 2014 [Change My Major](#)

In order to potentially complete the major you are pursuing within four years, it requires a heavy and demanding course load. It is highly recommended that you meet with your academic advisor regularly for careful planning and guidance.

### Units for Computer Science CS Opt BS

| Requirement Type       | Completed | In Progress | Planned | Total |
|------------------------|-----------|-------------|---------|-------|
| University Requirement |           |             | 3.00    | 3.00  |
| General Education      |           | 6.00        | 9.00    | 15.00 |
| Major Requirement      |           |             | 72.00   | 72.00 |
| Elective Requirement   |           |             | 6.00    | 6.00  |
| <b>Total</b>           |           | 6.00        | 90.00   | 96.00 |

This page gives you a quick snapshot of your degree progress and current plan.

The graphics allow you to review what you have completed, what is in progress and what is planned by each academic competency and by requirement type.

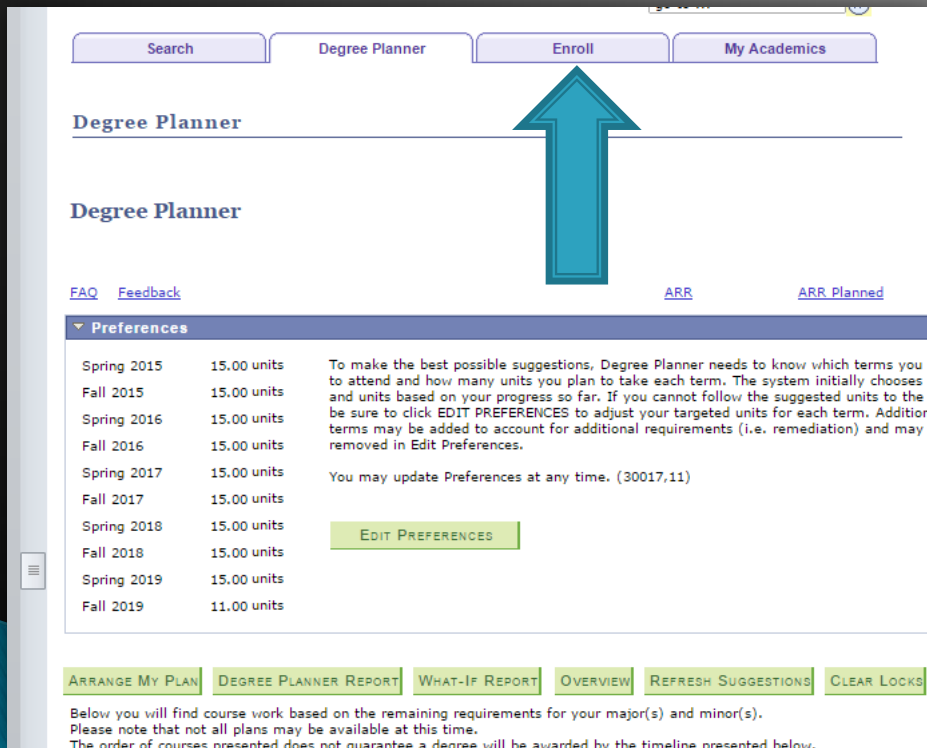
Be aware that a Warning or Off Track indicator may display at the top of this page. If you see one of these buttons, be sure to click on it to review an important message about your plan or degree progress.

Once you have reviewed the Overview page, click "Continue" to proceed to Degree Planner main page.

Consult with your advisor if you need assistance.

# DEGREE PLANNER & THE SCHEDULE ASSISTANT TOOL

READY TO FIND SPECIFIC CLASS DAYS/TIMES FOR THE CLASSES IN YOUR DEGREE PLANNER FOR THE UPCOMING SEMESTER?  
Scroll to the top of the Degree Planner page and choose  
'ENROLL'



The screenshot shows the top navigation bar with buttons for Search, Degree Planner, Enroll, and My Academics. Below this is the 'Degree Planner' section. A large blue arrow points from the 'Enroll' button in the navigation bar to the 'Enroll' button in the 'Degree Planner' section. The 'Degree Planner' section includes a table of preferences for various semesters (Spring 2015 to Fall 2019) and an 'EDIT PREFERENCES' button. At the bottom, there are links for 'ARRANGE MY PLAN', 'DEGREE PLANNER REPORT', 'WHAT-IF REPORT', 'OVERVIEW', 'REFRESH SUGGESTIONS', and 'CLEAR LOCKS'.

Search Degree Planner **Enroll** My Academics

my class schedule add drop term information

**Degree Planner**

FAQ Feedback

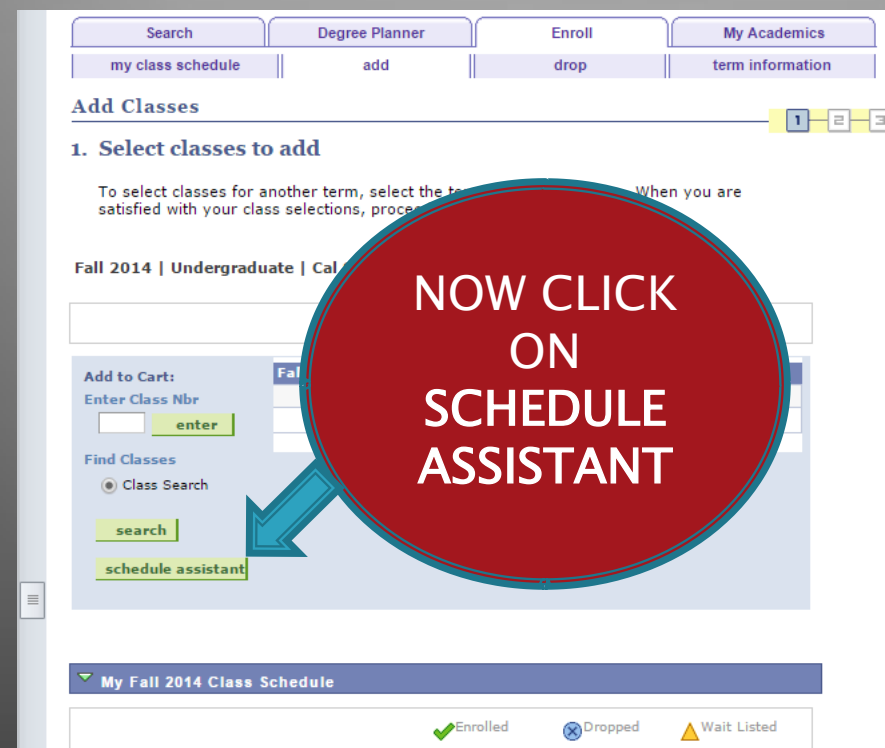
ARR ARR Planned

**Preferences**

| Semester    | Units       | Description  |
|-------------|-------------|--|
| Spring 2015 | 15.00 units | To make the best possible suggestions, Degree Planner needs to know which terms you plan to attend and how many units you plan to take each term. The system initially chooses terms and units based on your progress so far. If you cannot follow the suggested units to the letter, be sure to click EDIT PREFERENCES to adjust your targeted units for each term. Additional terms may be added to account for additional requirements (i.e. remediation) and may be removed in Edit Preferences. |
| Fall 2015   | 15.00 units |  |
| Spring 2016 | 15.00 units | You may update Preferences at any time. (30017,11)   |
| Fall 2016   | 15.00 units |  |
| Spring 2017 | 15.00 units | <a href="#">EDIT PREFERENCES</a>   |
| Fall 2017   | 15.00 units |  |
| Spring 2018 | 15.00 units |  |
| Fall 2018   | 15.00 units |  |
| Spring 2019 | 15.00 units |  |
| Fall 2019   | 11.00 units |  |

[ARRANGE MY PLAN](#) [DEGREE PLANNER REPORT](#) [WHAT-IF REPORT](#) [OVERVIEW](#) [REFRESH SUGGESTIONS](#) [CLEAR LOCKS](#)

Below you will find course work based on the remaining requirements for your major(s) and minor(s). Please note that not all plans may be available at this time. The order of courses presented does not guarantee a degree will be awarded by the timeline presented below.



The screenshot shows the 'Add Classes' section. A red circle with the text 'NOW CLICK ON SCHEDULE ASSISTANT' is overlaid on the page. A blue arrow points from the red circle to the 'schedule assistant' button in the 'Find Classes' section. The 'Add Classes' section includes a '1. Select classes to add' heading and a 'Fall 2014 | Undergraduate | Cal' filter. The 'Add to Cart' section has an 'Enter Class Nbr' field and an 'enter' button. The 'Find Classes' section has a 'Class Search' radio button, a 'search' button, and a 'schedule assistant' button. At the bottom, there is a 'My Fall 2014 Class Schedule' section with a legend for 'Enrolled' (green checkmark), 'Dropped' (blue X), and 'Wait Listed' (yellow triangle).

Search Degree Planner Enroll My Academics

my class schedule add drop term information

**Add Classes**

1. Select classes to add

To select classes for another term, select the term. When you are satisfied with your class selections, proceed.

Fall 2014 | Undergraduate | Cal

**Add to Cart:**

Enter Class Nbr

[enter](#)

**Find Classes**

☒ Class Search

[search](#) [schedule assistant](#)

**My Fall 2014 Class Schedule**

Enrolled Dropped Wait Listed

# DEGREE PLANNER & THE SCHEDULE ASSISTANT TOOL

IMPORTANT:  
ALLOW POP-UPS!

NOW 'CLICK HERE'

MOVING YOUR  
SEMESTER PLAN  
TO THE  
SCHEDULE  
ASSISTANT  
TOOL...

1. The helps you plan your class schedule. You may need to disable the pop-up blocker of your internet browser to successfully launch the .

## Instructions:

1. [CLICK HERE](#) to open the in a pop-up window.
2. Return to this window after clicking 'Send Schedule to Shopping Cart'
3. Visit the [COURSE ENROLLMENT](#) page from your Student Center to continue with course enrollment; click the 'Import Cart' button (see diagram).

**Add Classes**

1. Select classes to add

To select classes for another term, select the term and click Change. When you are satisfied with your class selections, proceed to step 2 of 3.

1 You have a schedule pending from Schedule Planner. Please press the **Import Cart** button below to load your schedule into the enrollment shopping cart.

Click here to import cart

Click **Import cart** to continue with registration.

Open Closed Wait List

**Spring 2014 Shopping Cart**

Your enrollment shopping cart is empty.

**Add to Cart:**

Enter Class Nbr  
enter

**Find Classes**

Class Search

search


schedule planner

# DEGREE PLANNER & THE SCHEDULE ASSISTANT TOOL

MOVING YOUR  
SEMESTER PLAN  
TO THE  
SCHEDULE  
ASSISTANT  
TOOL  
(CONT'D)

CLICK  
'ADD COURSE'....

[Help Videos](#) - [Log Out](#)

**California State University  
SAN MARCOS**


Course Status:

Term:

Course Types:

Location:





Instruction Mode:

 **Instructions:** Add desired courses and breaks, place checkmarks by the courses and breaks you want and click the 'Generate Schedules' button!

**Courses**

Click the 'Add Course' button to add courses.

**Breaks**

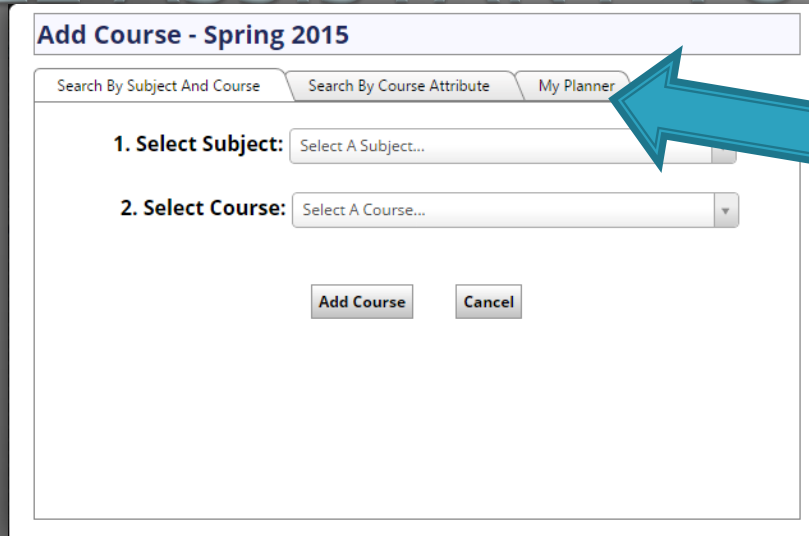
| <input type="checkbox"/> | Name                                     | Days   | Time              |    |
|--------------------------|--|--------|-------------------|---|
| <input type="checkbox"/> | <a href="#">Take kids to school</a>      | MTWThF | 8:00am to 10:00am |    |
| <input type="checkbox"/> | <a href="#">Pick up kids from school</a> | TTh    | 3:00pm to 5:00pm  |   |
| <input type="checkbox"/> | <a href="#">Work</a>                     | MTWThF | 5:00pm to 10:00pm |  |

**Schedule**



# DEGREE PLANNER & THE SCHEDULE ASSISTANT TOOL

MOVING YOUR SEMESTER  
PLAN TO THE  
SCHEDULE ASSISTANT  
TOOL  
(CONT'D)  
CLICK  
'MY PLANNER'



**Add Course - Spring 2015**

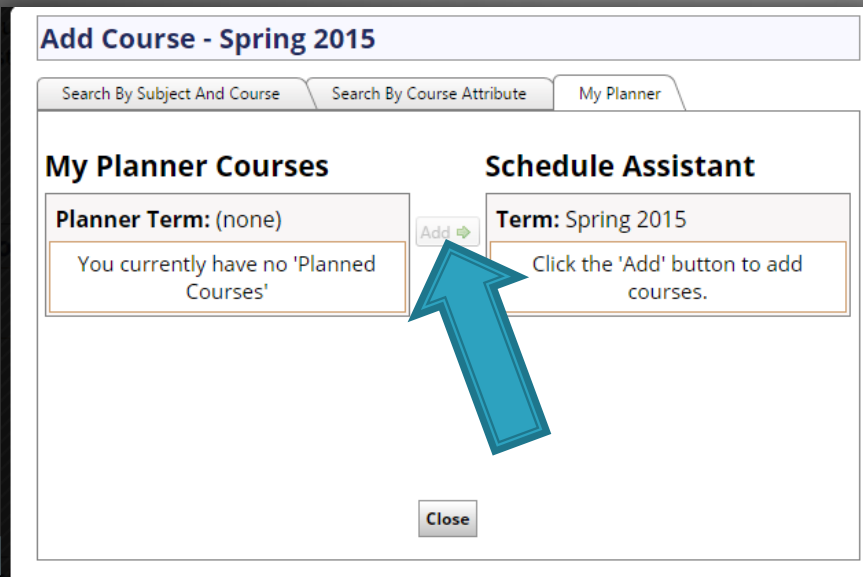
Search By Subject And Course   Search By Course Attribute   **My Planner**

1. Select Subject: Select A Subject...

2. Select Course: Select A Course...

Add Course   Cancel

NOW CLICK  
'ADD'  
AND YOUR DEGREE PLANNER  
COURSES WILL BE IMPORTED  
INTO THE SCHEDULE  
ASSISTANT ALLOWING YOU  
TO DEVISE YOUR BEST  
SCHEDULE AND EVENTUALLY  
IMPORT THESE CLASSES  
INTO YOUR SHOPPING CART



**Add Course - Spring 2015**

Search By Subject And Course   Search By Course Attribute   **My Planner**

**My Planner Courses**

Planner Term: (none)

You currently have no 'Planned Courses'

**Schedule Assistant**

Term: Spring 2015

Click the 'Add' button to add courses.

Close



# ADDITIONAL RESOURCES

## DEGREE PLANNER AND SCHEDULE ASSISTANT

VIDEOS, TUTORIALS AND TRAINING GUIDES CAN BE FOUND AT:

<http://www.csusm.edu/itprojects/e advising/processguides.html>