

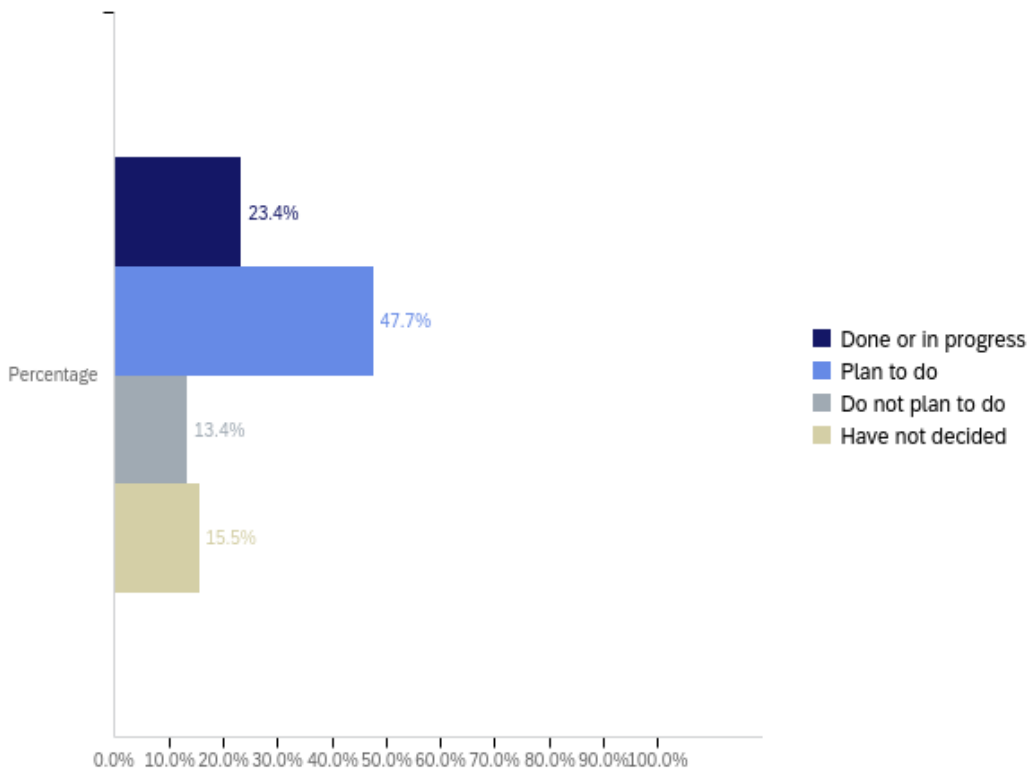
Internship or Field Experience Breakout Report

2023 CSUSM HIPs Survey

In Spring 2023, California State University San Marcos licensed the [HIP Quality](#) topical module from the National Survey of Student Engagement and administered the survey to all degree-seeking undergraduate students. 1,465 students responded, for a total response rate of 11.8%. Below are results specific to those who indicated they had participated in or were participating in an **Internship or Field Experience**, using the following definition: *Internship placements are a work-learning partnership between a student, the University and a community/industry partner that may be paid or unpaid. Other types of field experience may include Student Teaching or Clinical Placement.*

Which of the following have you done while in college at CSUSM or do you plan to do before you graduate?

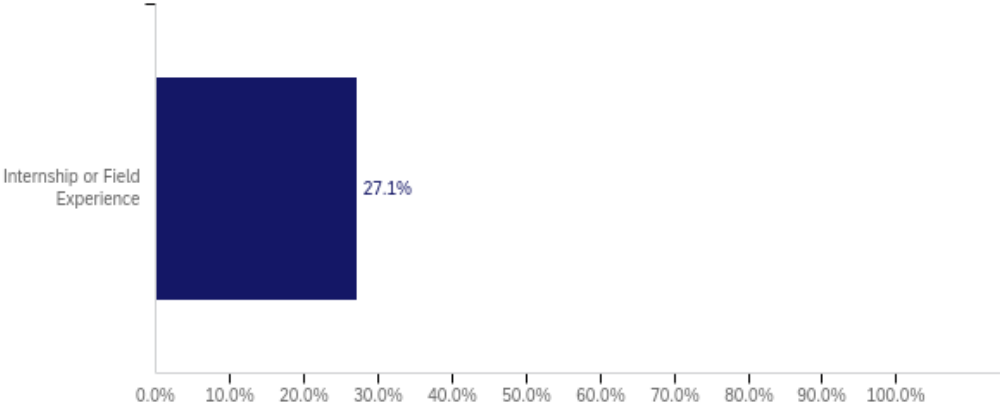
(Internship or Field Experience results only)



Question	Done or in progress	Plan to do	Do not plan to do	Have not decided	Total
Internship or Field Experience	23.4% 310	47.7% 632	13.4% 178	15.5% 206	1326

You indicated that you have participated or are participating in the educational experience(s) below. Please select ONE or TWO experiences for a short set of follow-up questions. You can choose any of these activities, so long as you remember it well and you participated while attending CSUSM. If you participated in this type of experience more than once, base your answers on your most recent participation.

(Internship or Field Experience results only)

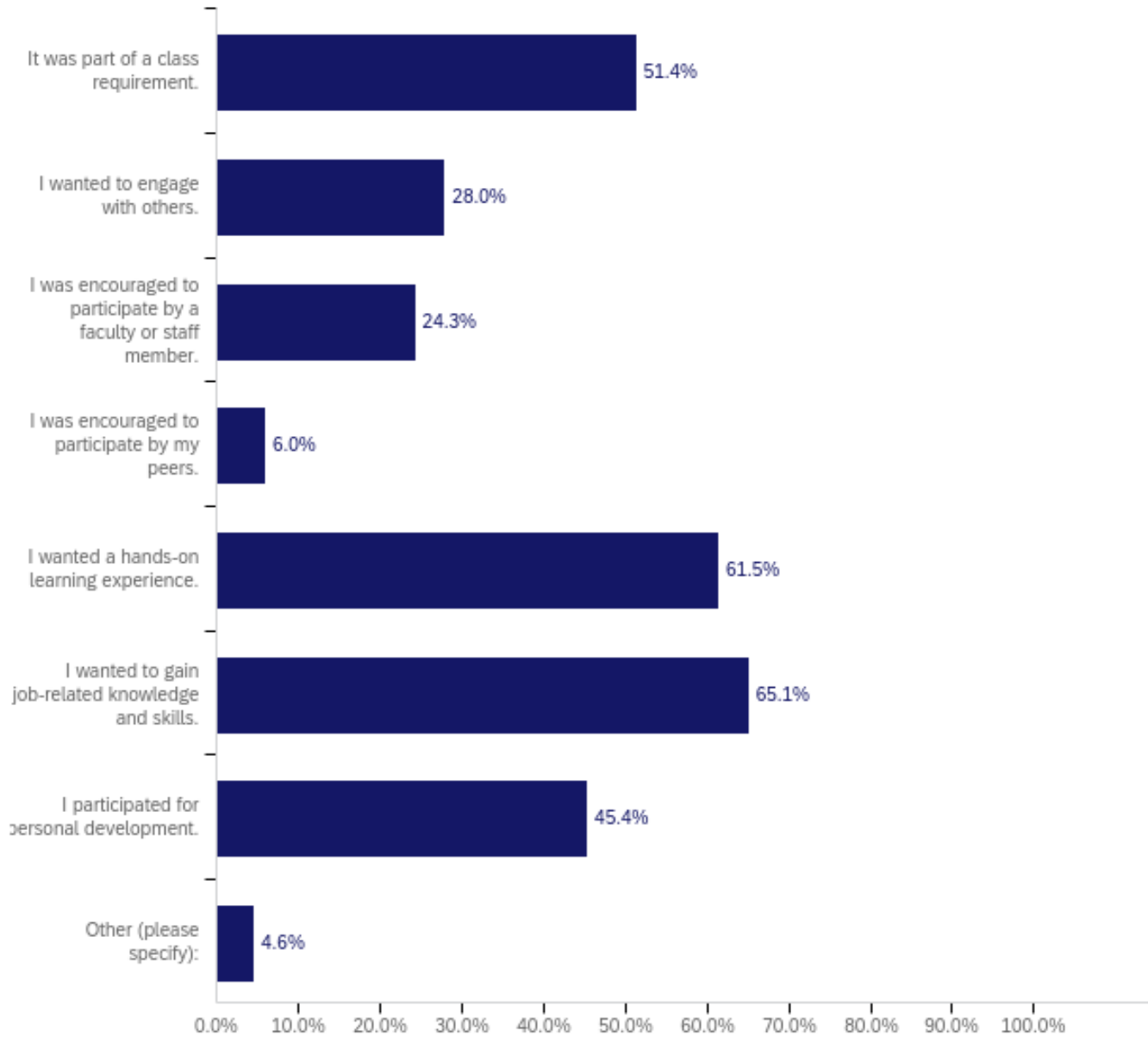


Answer	%	Count
Internship or Field Experience	27.1%	229
Total	100%	844

Results by Internship or Field Experience

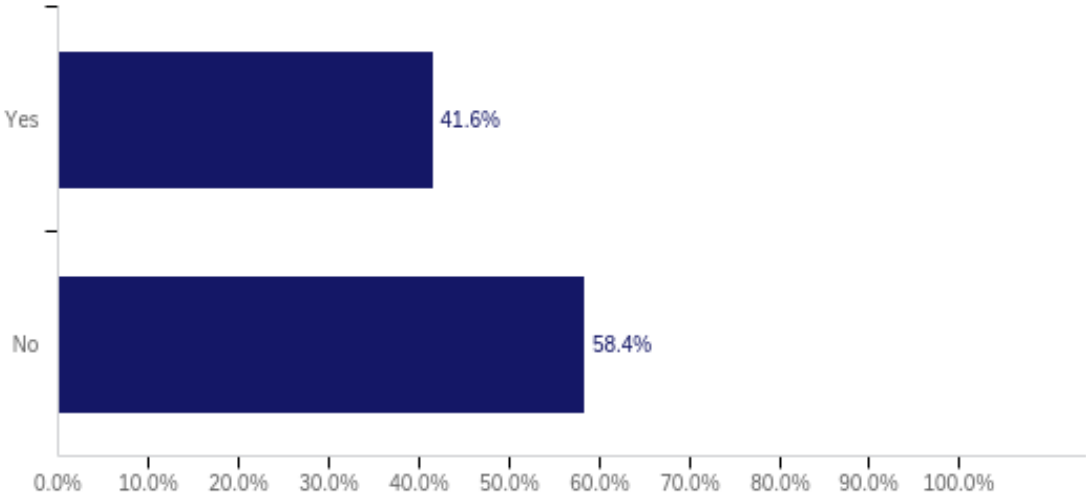
(Internship or Field Experience questions asked if respondent selected to reflect on Internship or Field Experience)

Why did you decide to participate in an Internship or Field Experience at CSUSM?



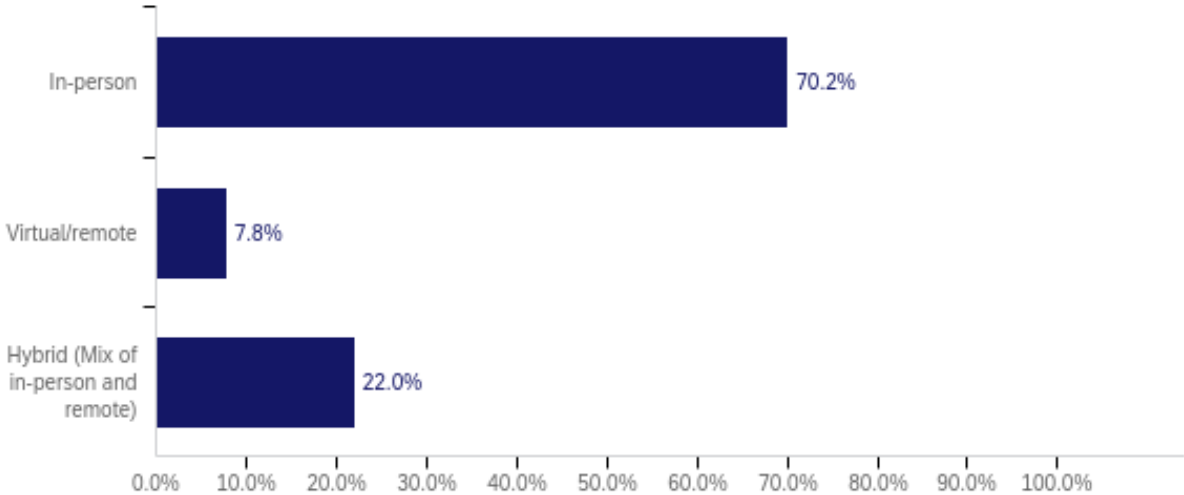
Answer	%	Count
It was part of a class requirement.	51.4%	112
I wanted to engage with others.	28.0%	61
I was encouraged to participate by a faculty or staff member.	24.3%	53
I was encouraged to participate by my peers.	6.0%	13
I wanted a hands-on learning experience.	61.5%	134
I wanted to gain job-related knowledge and skills.	65.1%	142
I participated for personal development.	45.4%	99
Other (please specify):	4.6%	10
Total	100%	218

Is this experience finished?



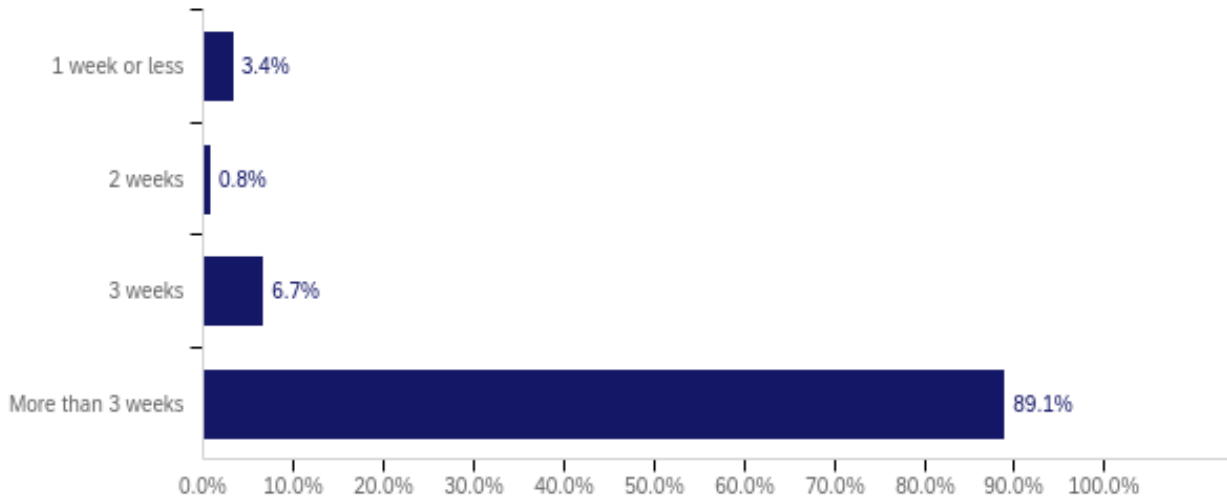
Answer	%	Count
Yes	41.6%	91
No	58.4%	128
Total	100%	219

How did [do] you participate in this experience?



Answer	%	Count
In-person	70.2%	153
Virtual/remote	7.8%	17
Hybrid (Mix of in-person and remote)	22.0%	48
Total	100%	218

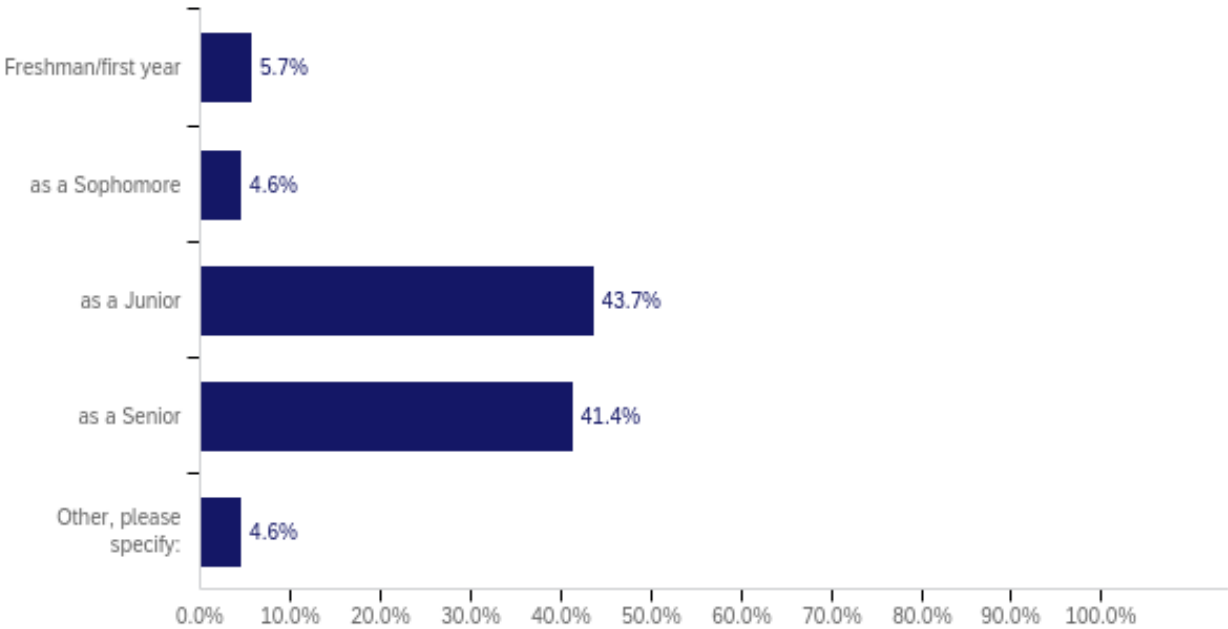
About how long have you been participating in it?
(Question asked if respondent selected no to the experience being finished)



Answer	%	Count
1 week or less	3.4%	4
2 weeks	0.8%	1
3 weeks	6.7%	8
More than 3 weeks	89.1%	106
Total	100%	119

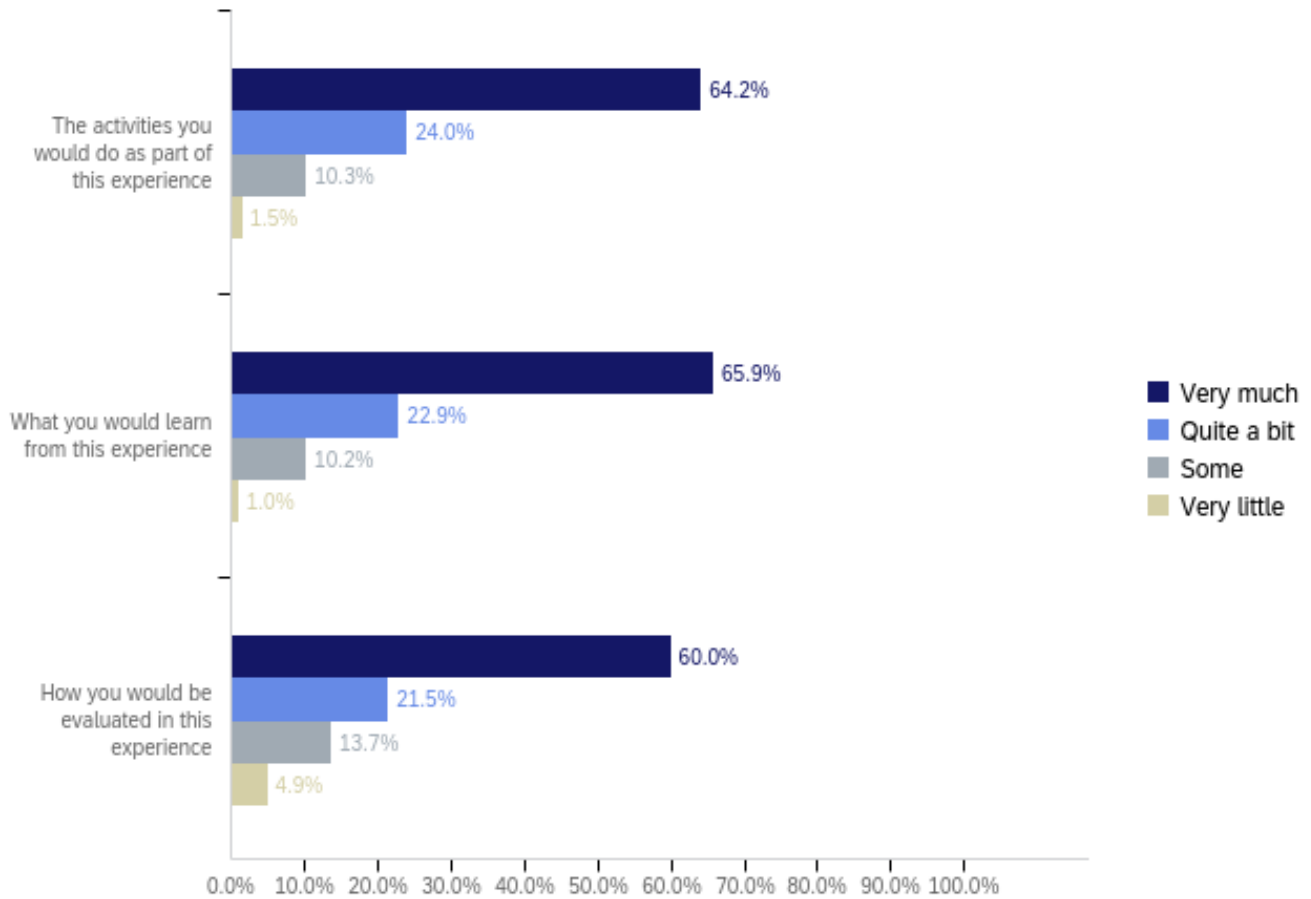
When did you participate in an Internship or Field Experience? (If you participated more than once, select the most recent).

(Question asked if respondent selected yes that the experienced was finished)



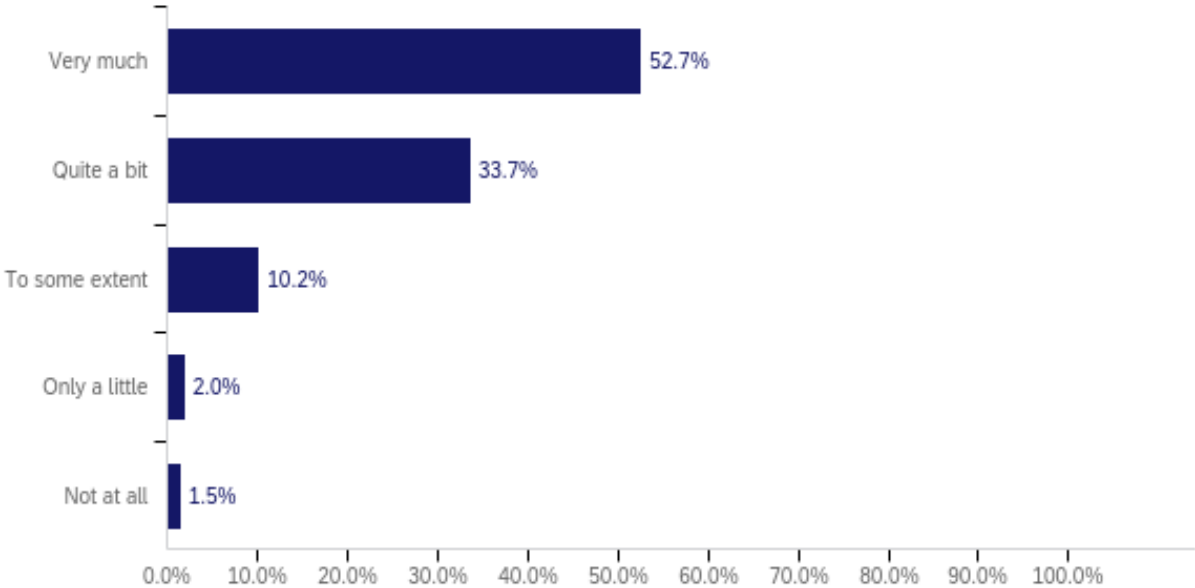
Answer	%	Count
Freshman/first year	5.7%	5
as a Sophomore	4.6%	4
as a Junior	43.7%	38
as a Senior	41.4%	36
Other, please specify:	4.6%	4
Total	100%	87

To what extent were the following explained to you?



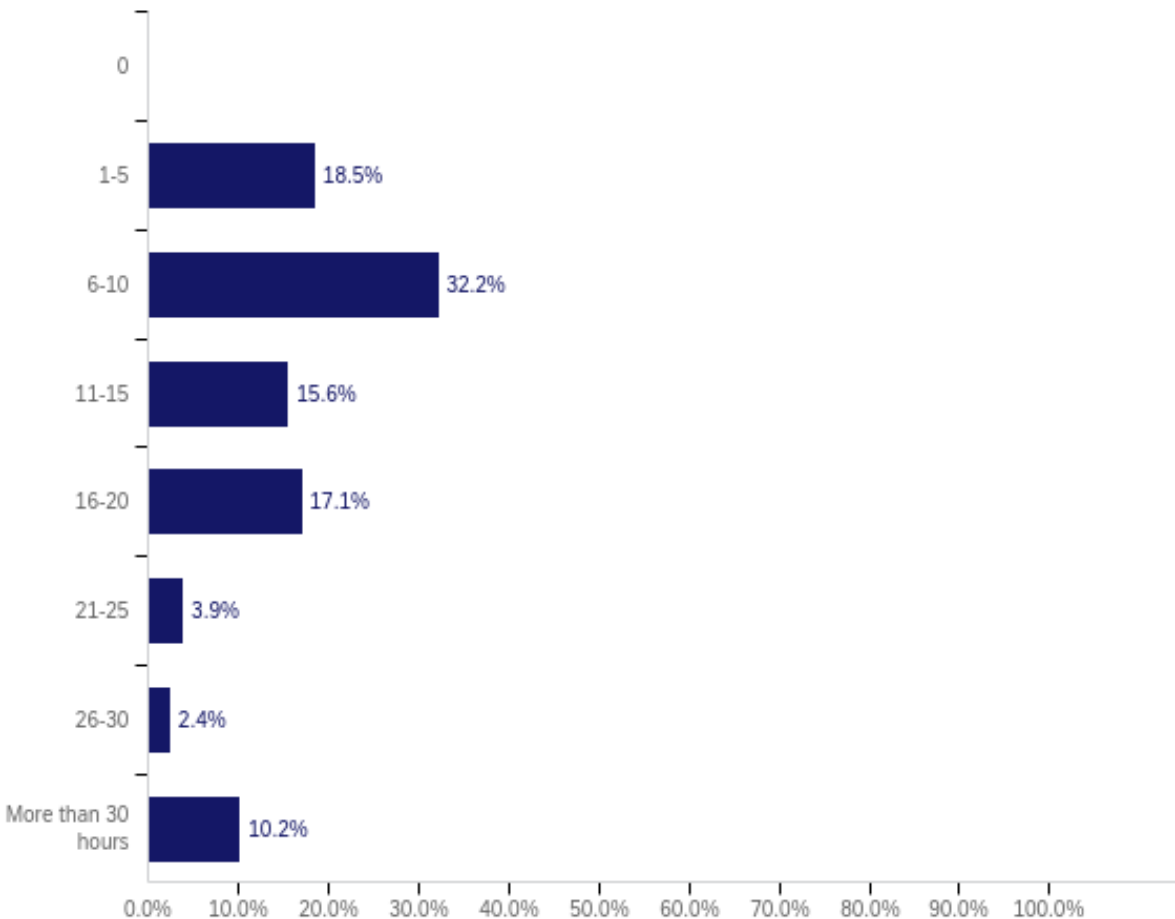
Question	Very much	Quite a bit	Some	Very little	Total
The activities you would do as part of this experience	64.2% 131	24.0% 49	10.3% 21	1.5% 3	204
What you would learn from this experience	65.9% 135	22.9% 47	10.2% 21	1.0% 2	205
How you would be evaluated in this experience	60.0% 123	21.5% 44	13.7% 28	4.9% 10	205

To what extent did [does] this experience challenge you to do your best work?



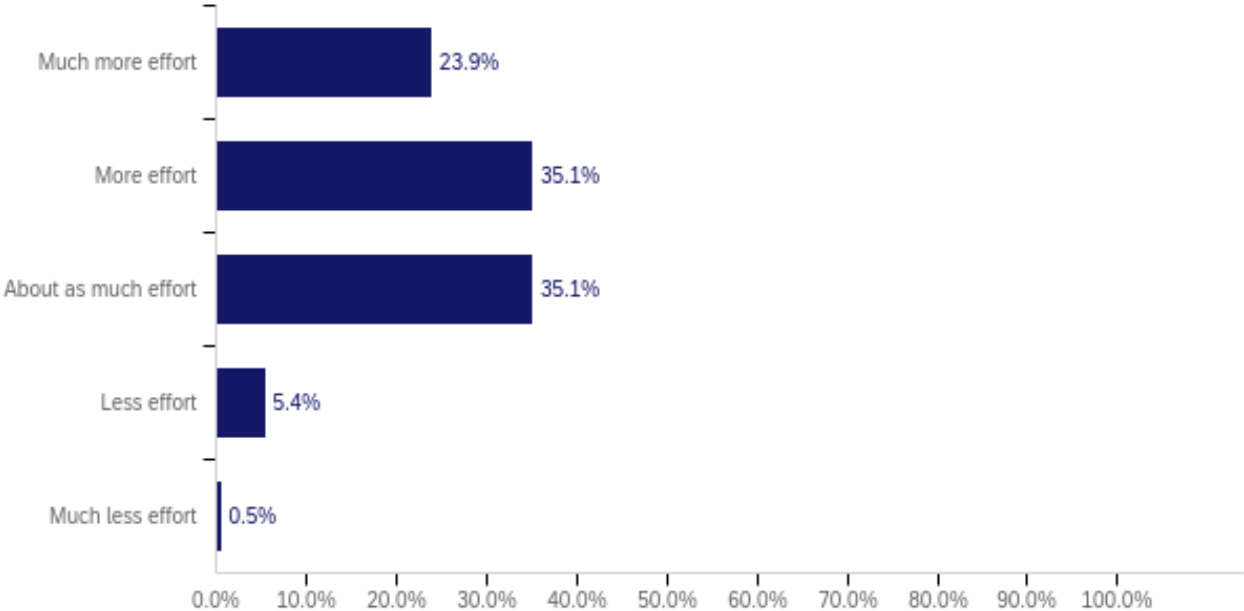
Answer	%	Count
Very much	52.7%	108
Quite a bit	33.7%	69
To some extent	10.2%	21
Only a little	2.0%	4
Not at all	1.5%	3
Total	100%	205

About how many hours did [do] you spend in a typical 7-day week on an Internship or Field Experience?



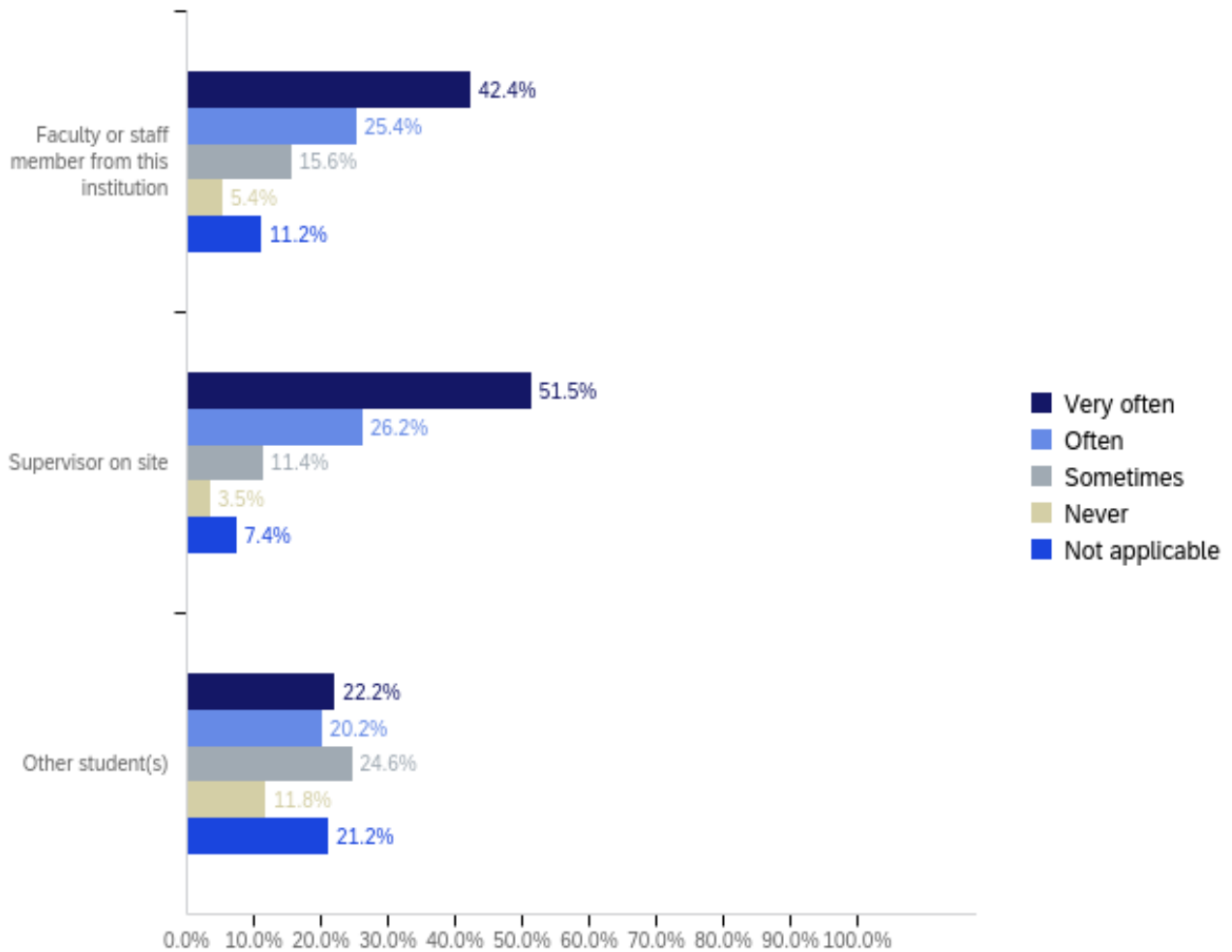
Answer	%	Count
0	0.0%	0
1-5	18.5%	38
6-10	32.2%	66
11-15	15.6%	32
16-20	17.1%	35
21-25	3.9%	8
26-30	2.4%	5
More than 30 hours	10.2%	21
Total	100%	205

Compared to your typical learning experiences at this institution, about how much effort did [does] an Internship or Field Experience require?



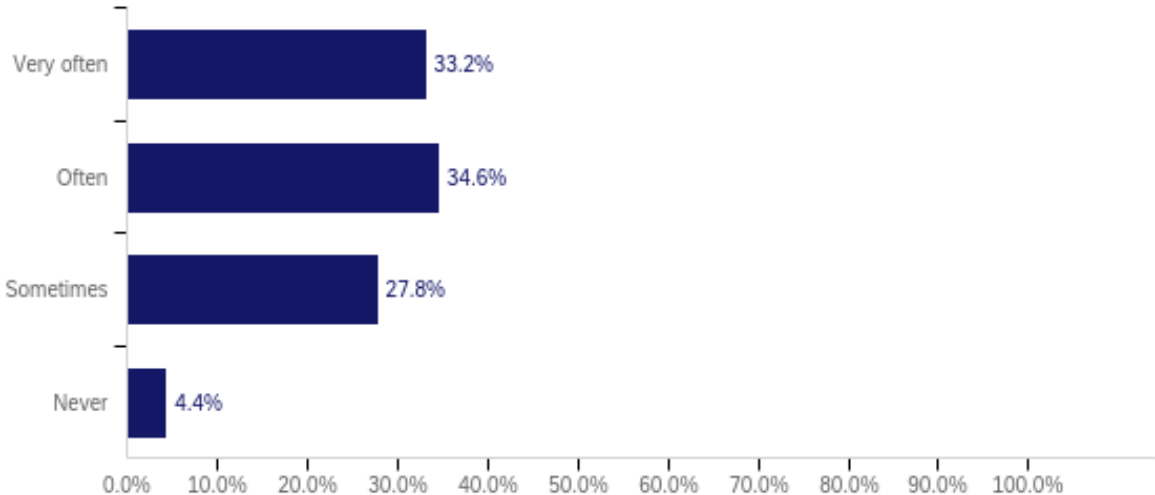
Answer	%	Count
Much more effort	23.9%	49
More effort	35.1%	72
About as much effort	35.1%	72
Less effort	5.4%	11
Much less effort	0.5%	1
Total	100%	205

During Internship or Field Experience, about how often did [do] you receive helpful feedback from the following individuals? If this does not apply to your experience, please select "Not applicable".



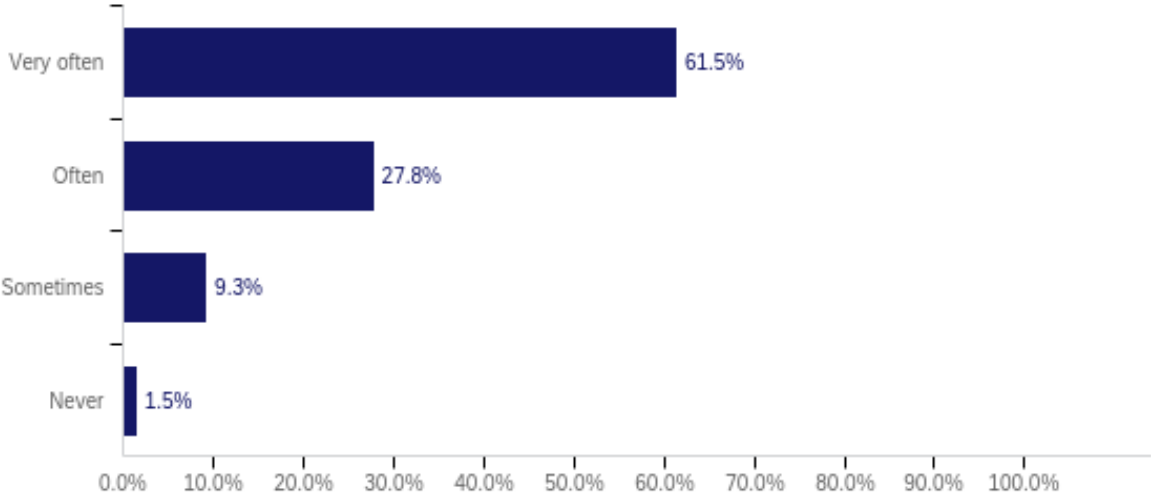
Question	Very often	Often	Sometimes	Never	Not applicable	Total
Faculty or staff member from this institution	42.4% 87	25.4% 52	15.6% 32	5.4% 11	11.2% 23	205
Supervisor on site	51.5% 104	26.2% 53	11.4% 23	3.5% 7	7.4% 15	202
Other student(s)	22.2% 45	20.2% 41	24.6% 50	11.8% 24	21.2% 43	203

As part of Internship or Field Experience, about how often did [do] you find yourself in settings or circumstances that were [are] new or unfamiliar to you?



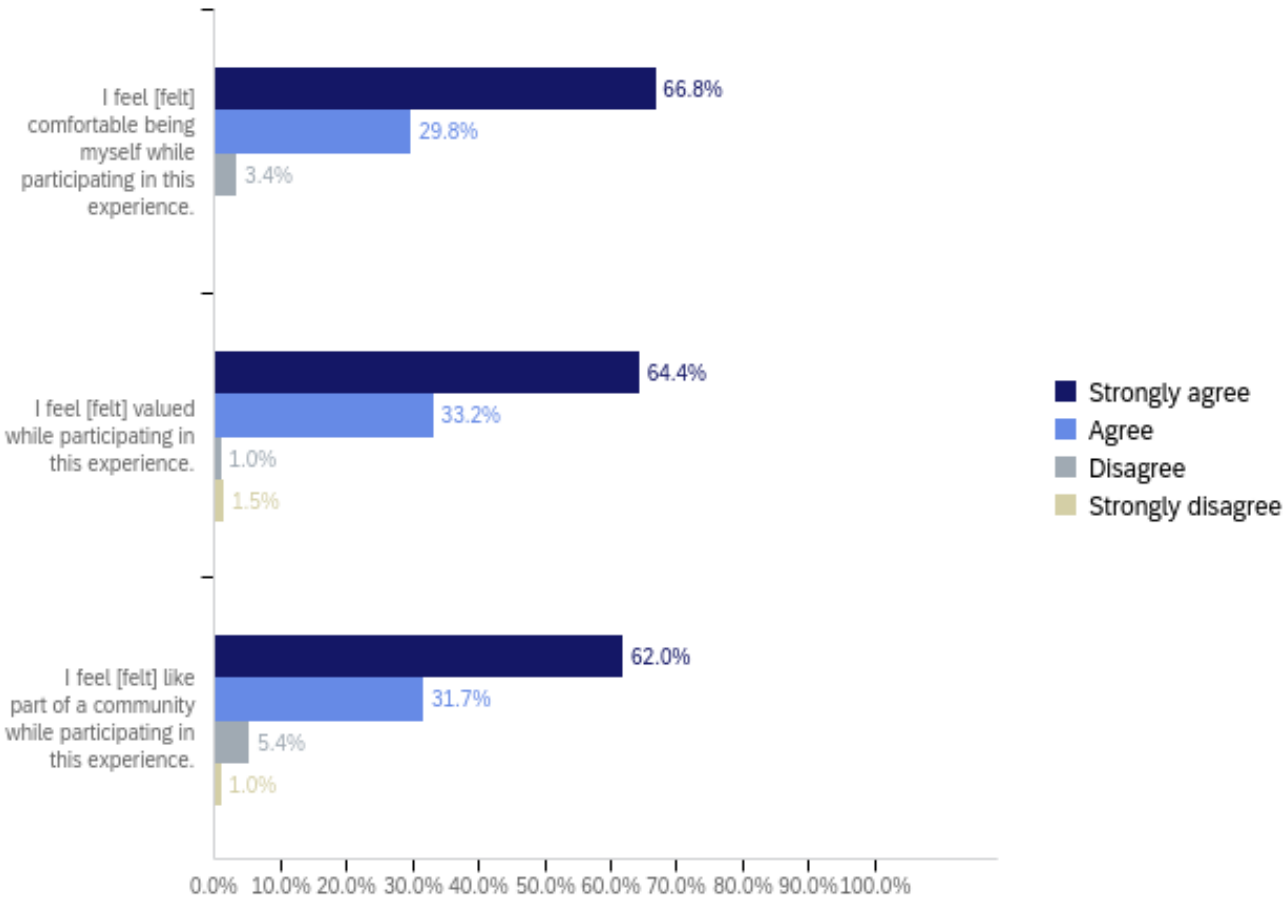
Answer	%	Count
Very often	33.2%	68
Often	34.6%	71
Sometimes	27.8%	57
Never	4.4%	9
Total	100%	205

As part of this experience, about how often did [do] you interact with people from a different background or identity (racial/ethnic, economic, political, religious, etc.)?



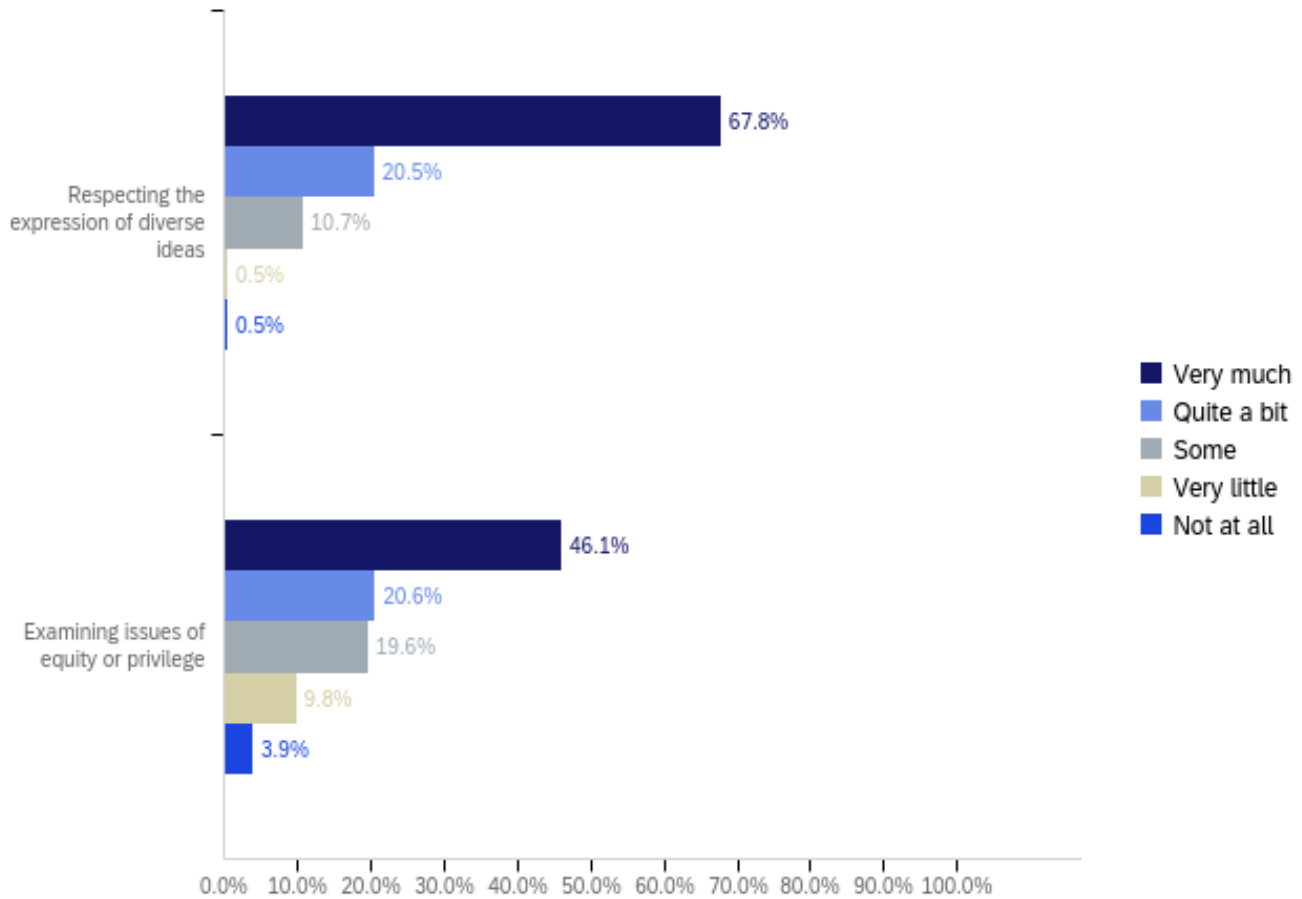
Answer	%	Count
Very often	61.5%	126
Often	27.8%	57
Sometimes	9.3%	19
Never	1.5%	3
Total	100%	205

To what extent do you agree or disagree with the following statements about your Internship or Field Experience?



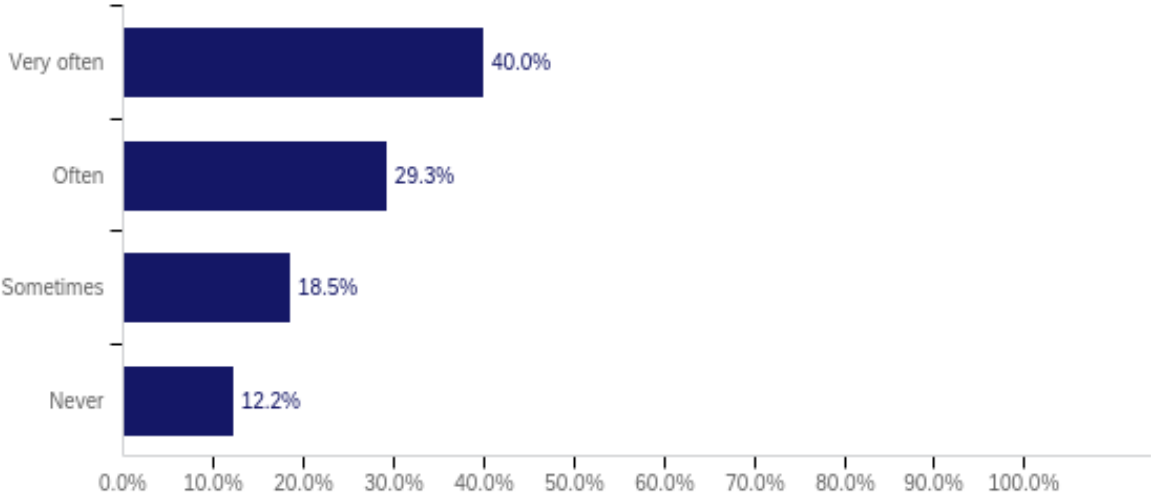
Question	Strongly agree	Agree	Disagree	Strongly disagree	Total
I feel [felt] comfortable being myself while participating in this experience.	66.8% 137	29.8% 61	3.4% 7	0.0% 0	205
I feel [felt] valued while participating in this experience.	64.4% 132	33.2% 68	1.0% 2	1.5% 3	205
I feel [felt] like part of a community while participating in this experience.	62.0% 127	31.7% 65	5.4% 11	1.0% 2	205

How much does [did] the Internship or Field Experience emphasize the following?



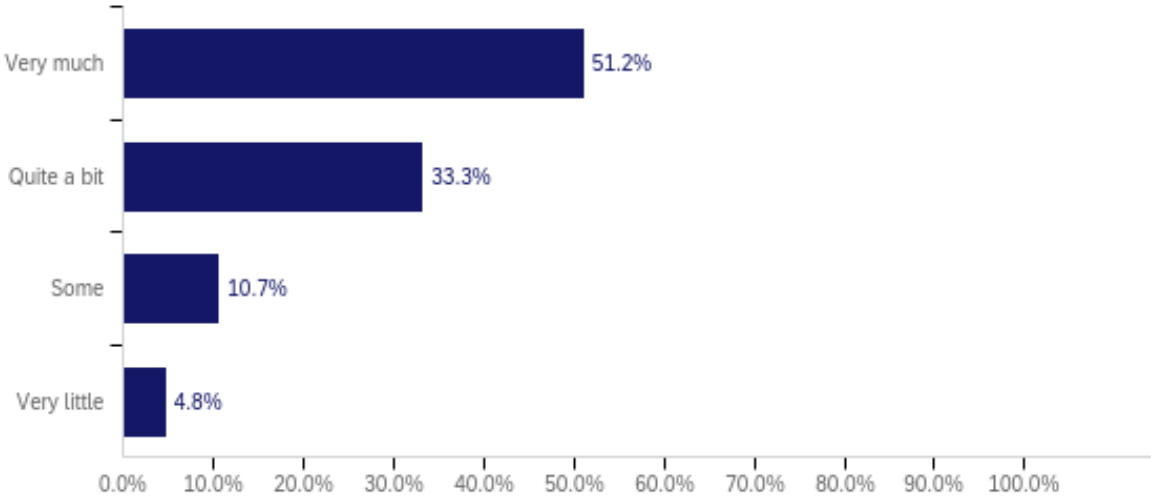
Question	Very much		Quite a bit		Some		Very little		Not at all		Total
Respecting the expression of diverse ideas	67.8%	139	20.5%	42	10.7%	22	0.5%	1	0.5%	1	205
Examining issues of equity or privilege	46.1%	94	20.6%	42	19.6%	40	9.8%	20	3.9%	8	204

As part of Internship or Field Experience, about how often did [do] you meet with a faculty or staff member from this institution?



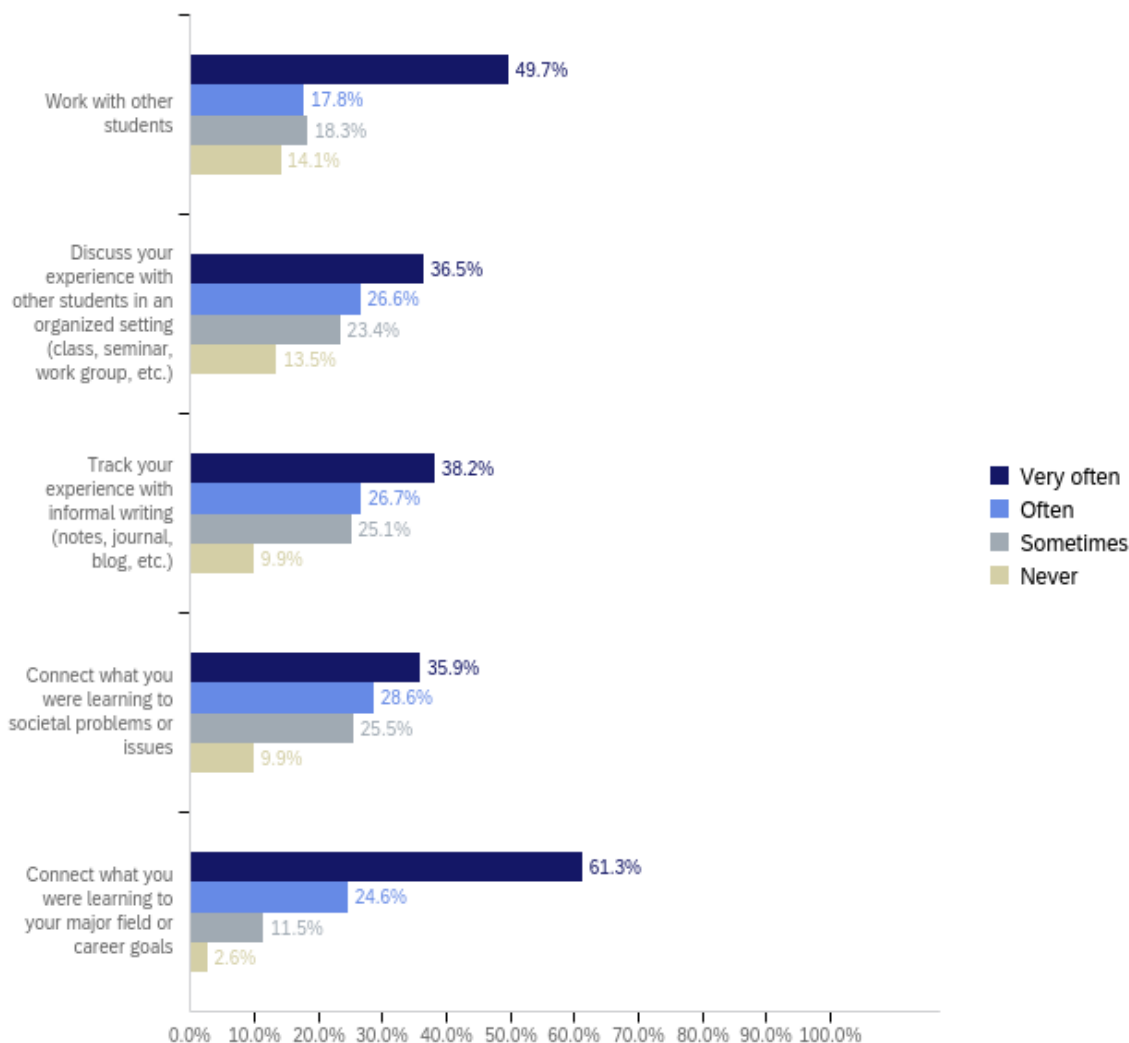
Answer	%	Count
Very often	40.0%	82
Often	29.3%	60
Sometimes	18.5%	38
Never	12.2%	25
Total	100%	205

To what extent did [do] these meetings focus on what you were [are] learning in this experience? (Question asked if respondent selected that they meet with faculty or staff)



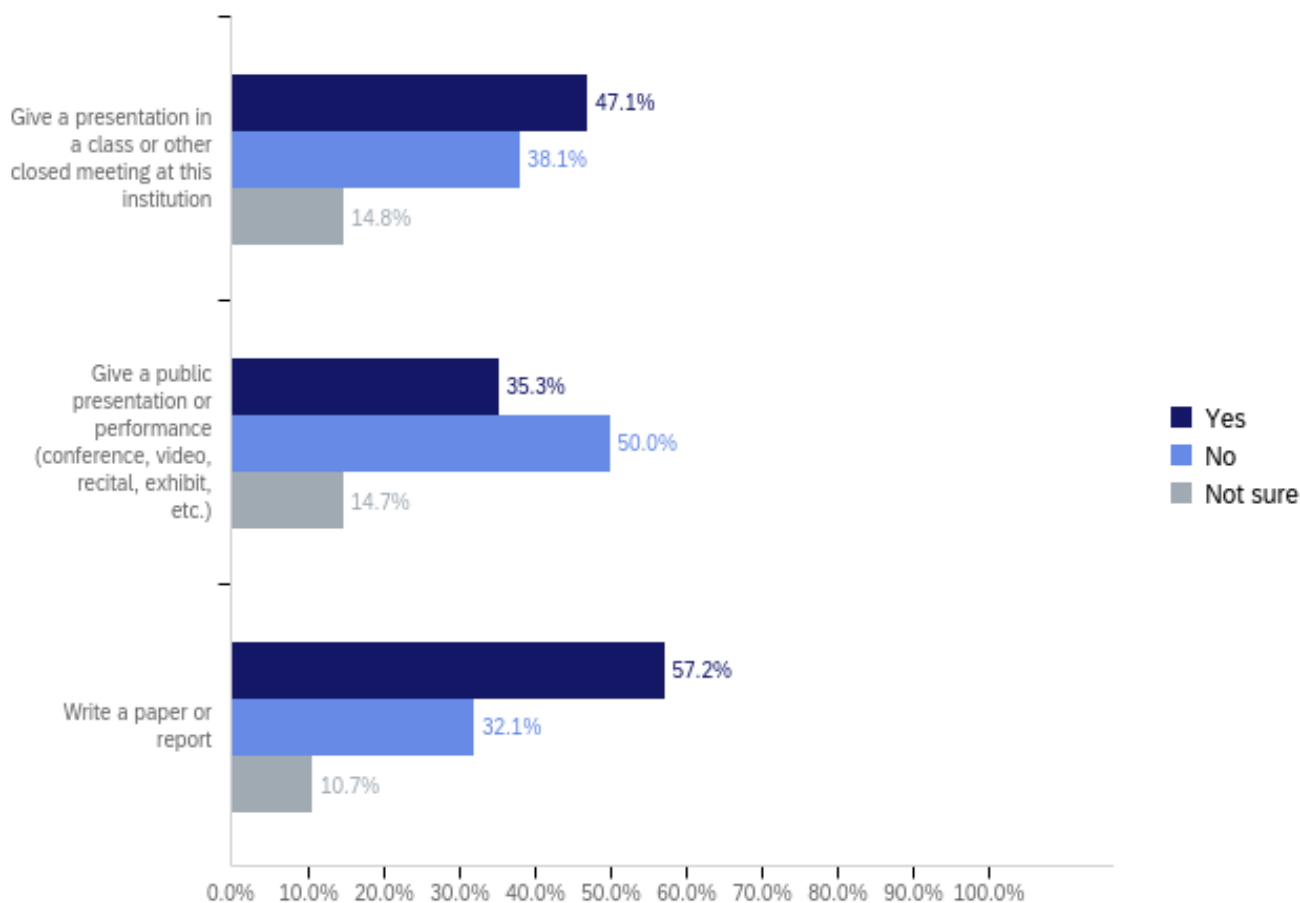
Answer	%	Count
Very much	51.2%	86
Quite a bit	33.3%	56
Some	10.7%	18
Very little	4.8%	8
Total	100%	168

As part of Internship or Field Experience, about how often did you do [have you done] the following?



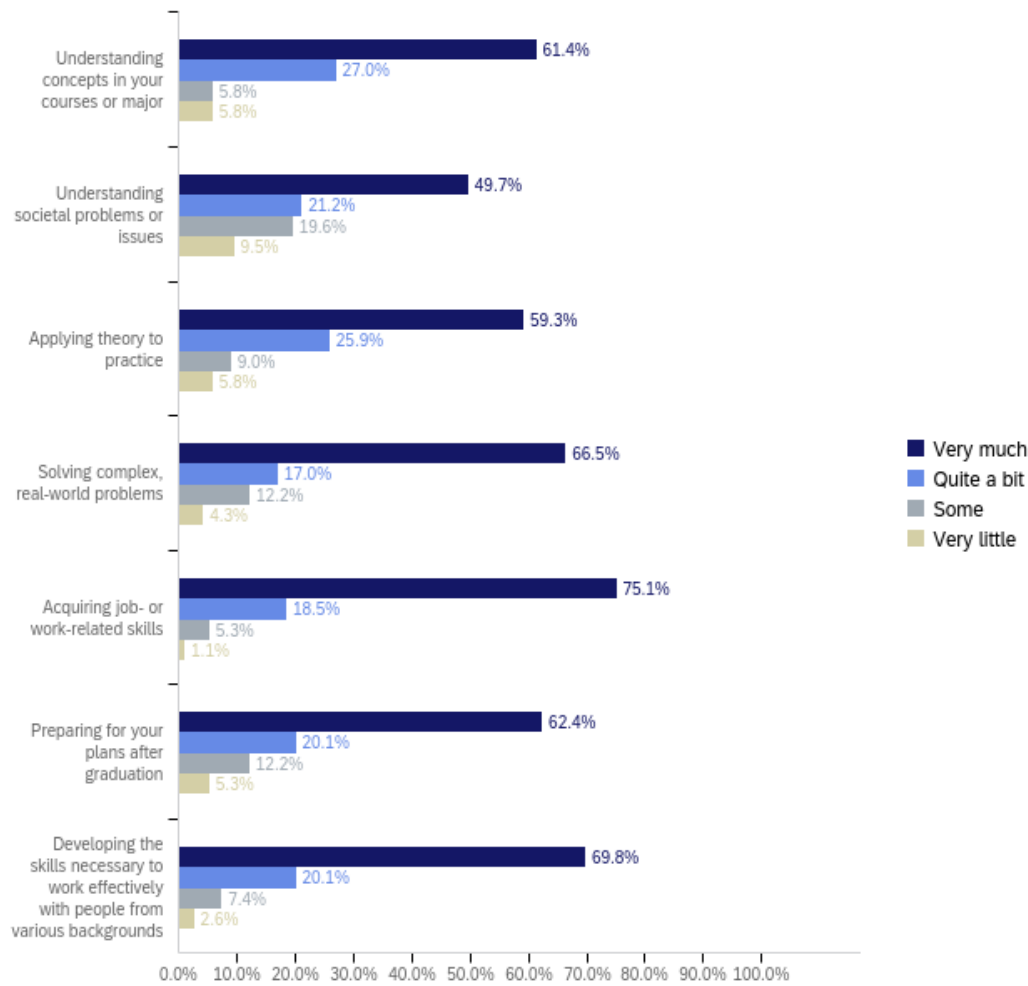
Question	Very often		Often		Sometimes		Never		Total
Work with other students	49.7%	95	17.8%	34	18.3%	35	14.1%	27	191
Discuss your experience with other students in an organized setting (class, seminar, work group, etc.)	36.5%	70	26.6%	51	23.4%	45	13.5%	26	192
Track your experience with informal writing (notes, journal, blog, etc.)	38.2%	73	26.7%	51	25.1%	48	9.9%	19	191
Connect what you were learning to societal problems or issues	35.9%	69	28.6%	55	25.5%	49	9.9%	19	192
Connect what you were learning to your major field or career goals	61.3%	117	24.6%	47	11.5%	22	2.6%	5	191

At or near the conclusion of Internship or Field Experience, which of the following did you do [will you have done]?



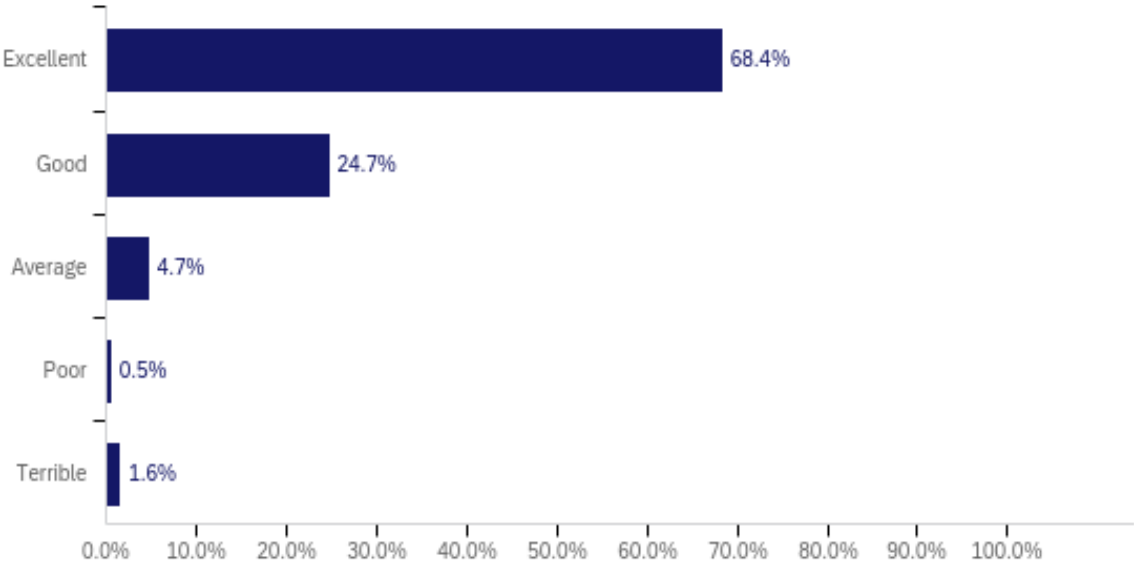
Question	Yes		No		Not sure		Total
Give a presentation in a class or other closed meeting at this institution	47.1%	89	38.1%	72	14.8%	28	189
Give a public presentation or performance (conference, video, recital, exhibit, etc.)	35.3%	67	50.0%	95	14.7%	28	190
Write a paper or report	57.2%	107	32.1%	60	10.7%	20	187

To what extent has this Internship or Field Experience contributed to your knowledge, skills, and personal development in the following areas?



Question	Very much		Quite a bit		Some		Very little		Total
Understanding concepts in your courses or major	61.4%	116	27.0%	51	5.8%	11	5.8%	11	189
Understanding societal problems or issues	49.7%	94	21.2%	40	19.6%	37	9.5%	18	189
Applying theory to practice	59.3%	112	25.9%	49	9.0%	17	5.8%	11	189
Solving complex, real-world problems	66.5%	125	17.0%	32	12.2%	23	4.3%	8	188
Acquiring job- or work-related skills	75.1%	142	18.5%	35	5.3%	10	1.1%	2	189
Preparing for your plans after graduation	62.4%	118	20.1%	38	12.2%	23	5.3%	10	189
Developing the skills necessary to work effectively with people from various backgrounds	69.8%	132	20.1%	38	7.4%	14	2.6%	5	189

Overall, how would you evaluate the quality of this Internship or Field Experience?



Answer	%	Count
Excellent	68.4%	130
Good	24.7%	47
Average	4.7%	9
Poor	0.5%	1
Terrible	1.6%	3
Total	100%	190