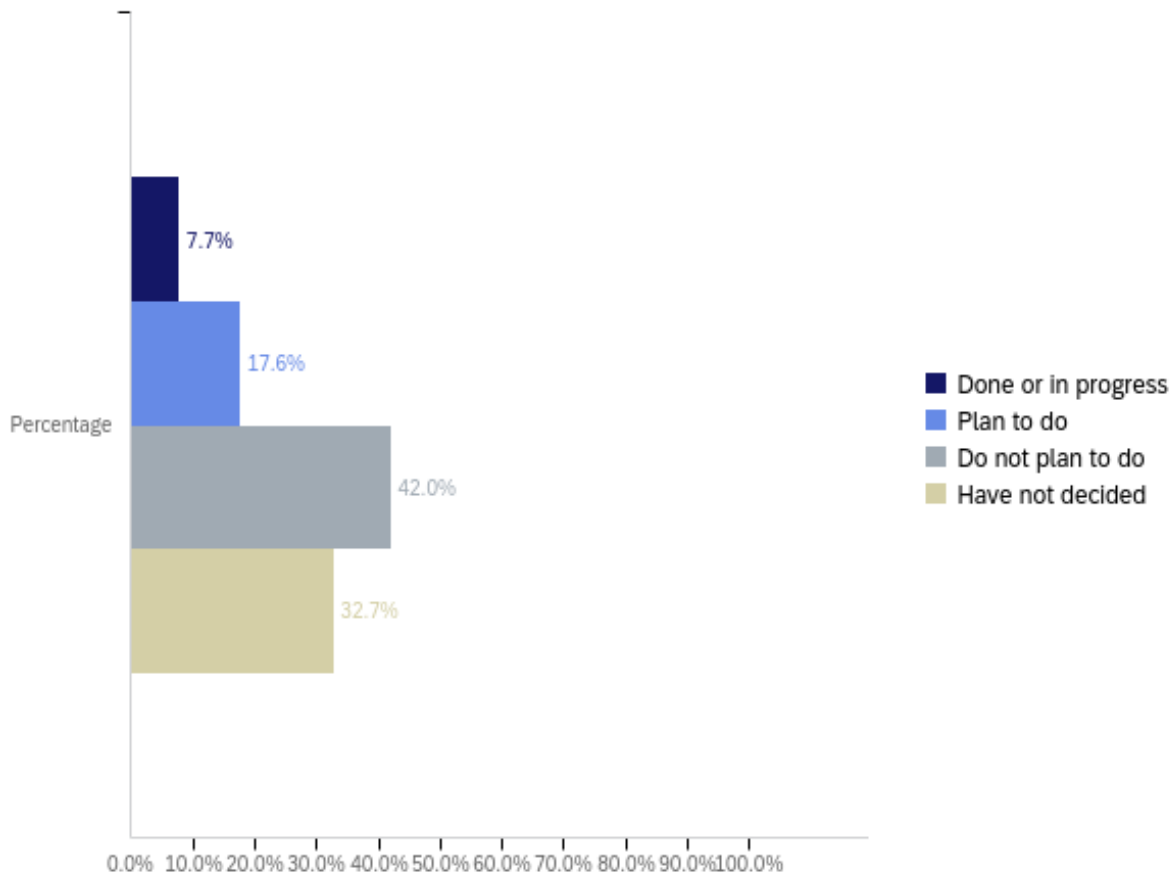


# Learning Community Breakout Report

## 2023 CSUSM HIPs Survey

In Spring 2023, California State University San Marcos licensed the [HIP Quality](#) topical module from the National Survey of Student Engagement and administered the survey to all degree-seeking undergraduate students. 1,465 students responded, for a total response rate of 11.8%. Below are results specific to those who indicated they had participated in or were participating in a **Learning Community**, using the following definition: *Students take two or more linked courses as a group and work closely with one another and with their professors. Many learning communities explore a common topic and/or common readings through the lenses of different disciplines (AAC&U).*

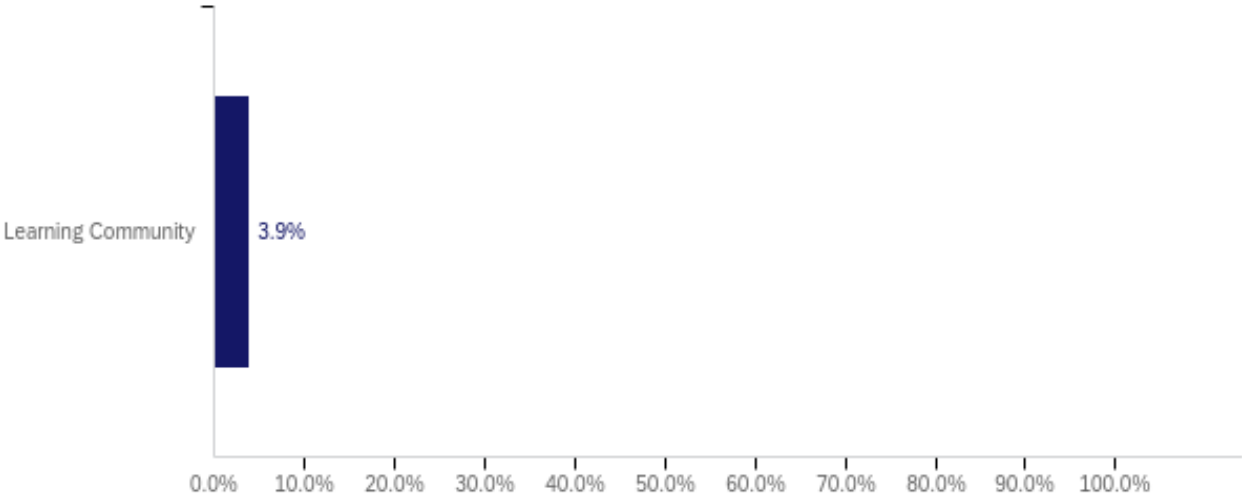
**Which of the following have you done while in college at CSUSM or do you plan to do before you graduate?**



Question	Done or in progress	Plan to do	Do not plan to do	Have not decided	Total
Learning Community	7.7% 100	17.6% 227	42.0% 542	32.7% 422	1291

You indicated that you have participated or are participating in the educational experience(s) below. Please select ONE or TWO experiences for a short set of follow-up questions. You can choose any of these activities, so long as you remember it well and you participated while attending CSUSM. If you participated in this type of experience more than once, base your answers on your most recent participation.

*(Learning Community results only)*

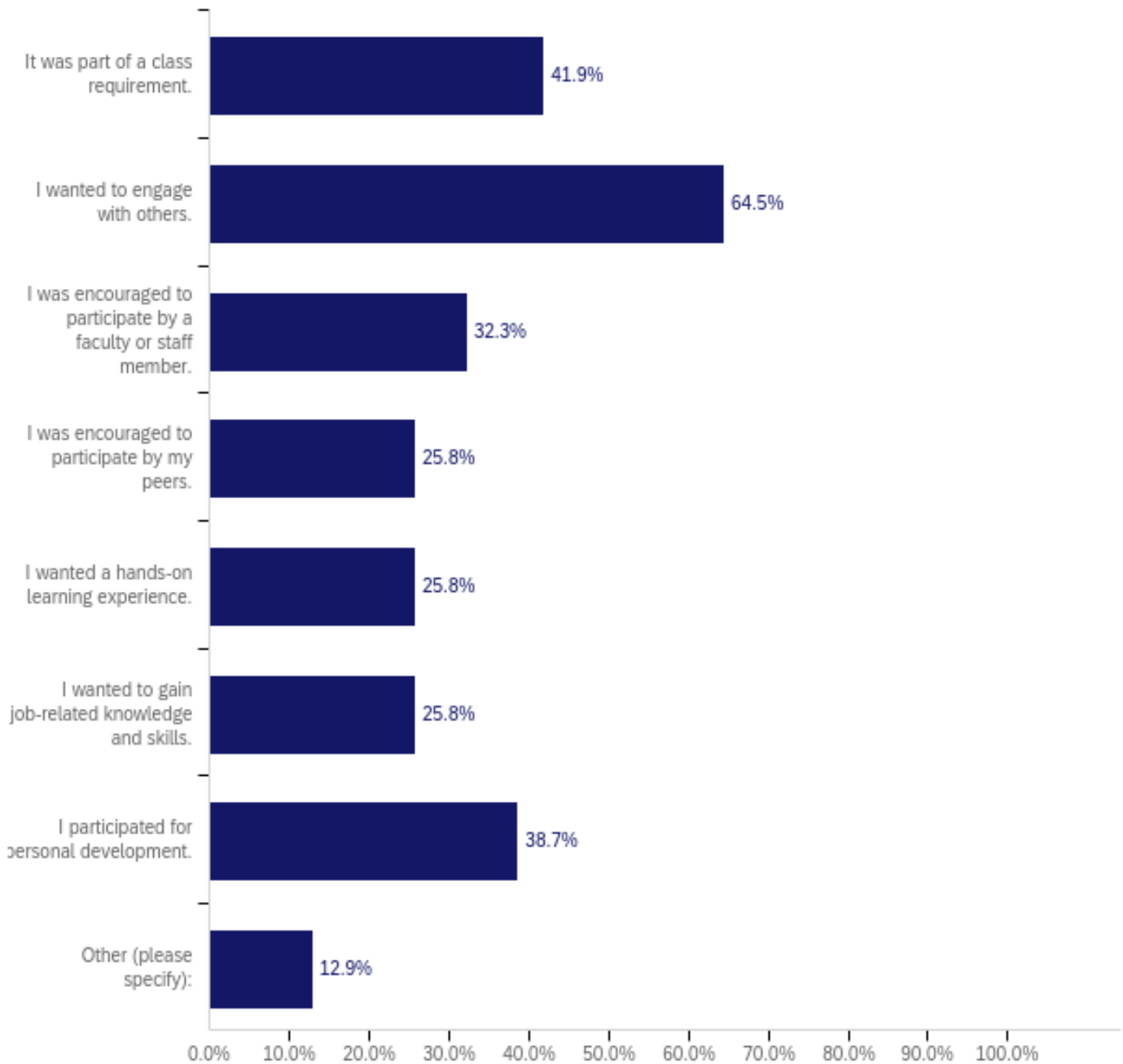


Answer	%	Count
Learning Community	3.9%	33
Total	100%	844

## Results by Learning Community

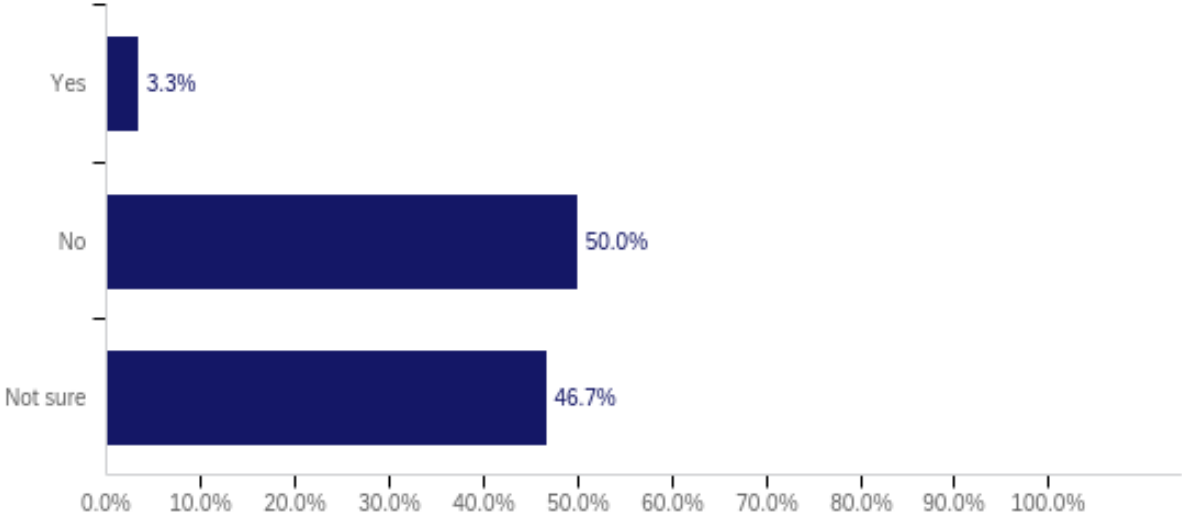
(Learning Community questions asked if respondent selected to reflect on Learning Community experience)

### Why did you decide to participate in a Learning Community at CSUSM?



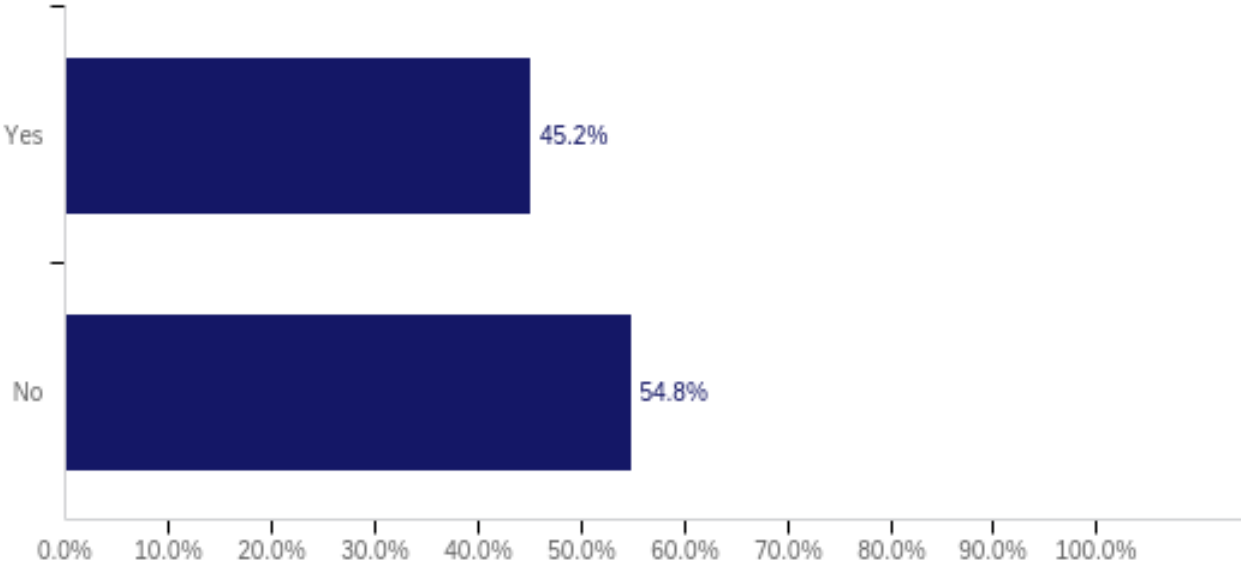
Answer	%	Count
It was part of a class requirement.	41.9%	13
I wanted to engage with others.	64.5%	20
I was encouraged to participate by a faculty or staff member.	32.3%	10
I was encouraged to participate by my peers.	25.8%	8
I wanted a hands-on learning experience.	25.8%	8
I wanted to gain job-related knowledge and skills.	25.8%	8
I participated for personal development.	38.7%	12
Other (please specify):	12.9%	4
Total		31

**Did students in this program live in the same residence hall or housing unit?**



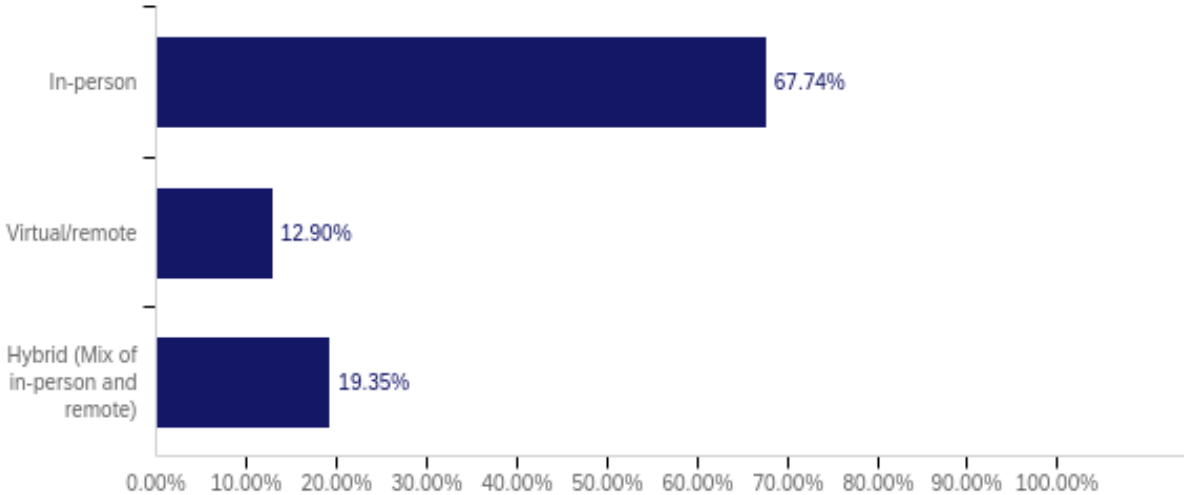
Answer	%	Count
Yes	3.3%	1
No	50.0%	15
Not sure	46.7%	14
Total	100%	30

**Is this experience finished?**



Answer	%	Count
Yes	45.2%	14
No	54.8%	17
Total	100%	31

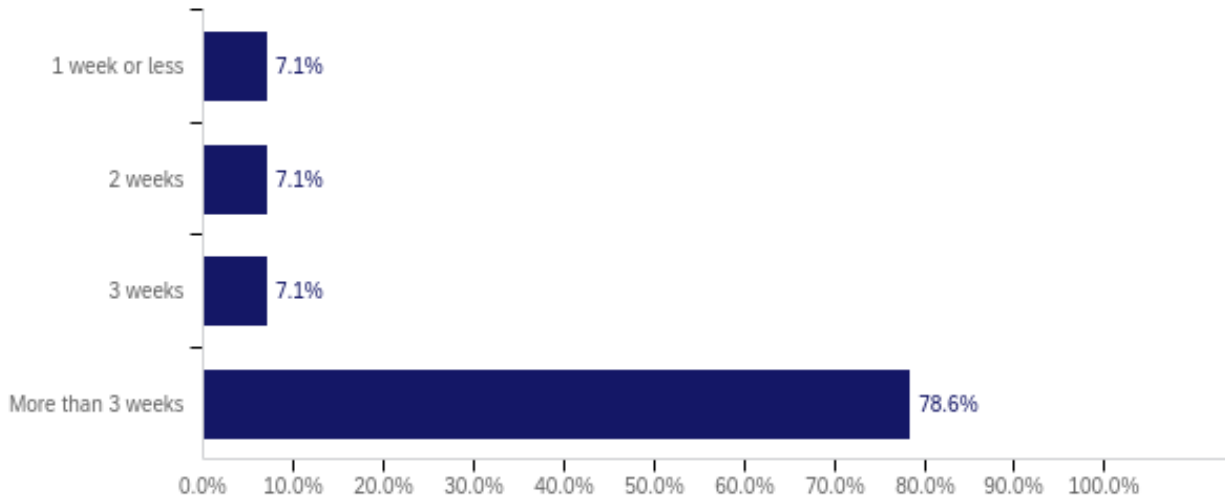
### How did [do] you participate in this experience?



Answer	%	Count
In-person	67.7%	21
Virtual/remote	12.9%	4
Hybrid (Mix of in-person and remote)	19.4%	6
Total	100%	31

## About how long have you been participating in it?

*(Question asked if respondent selected no to the experience being finished)*

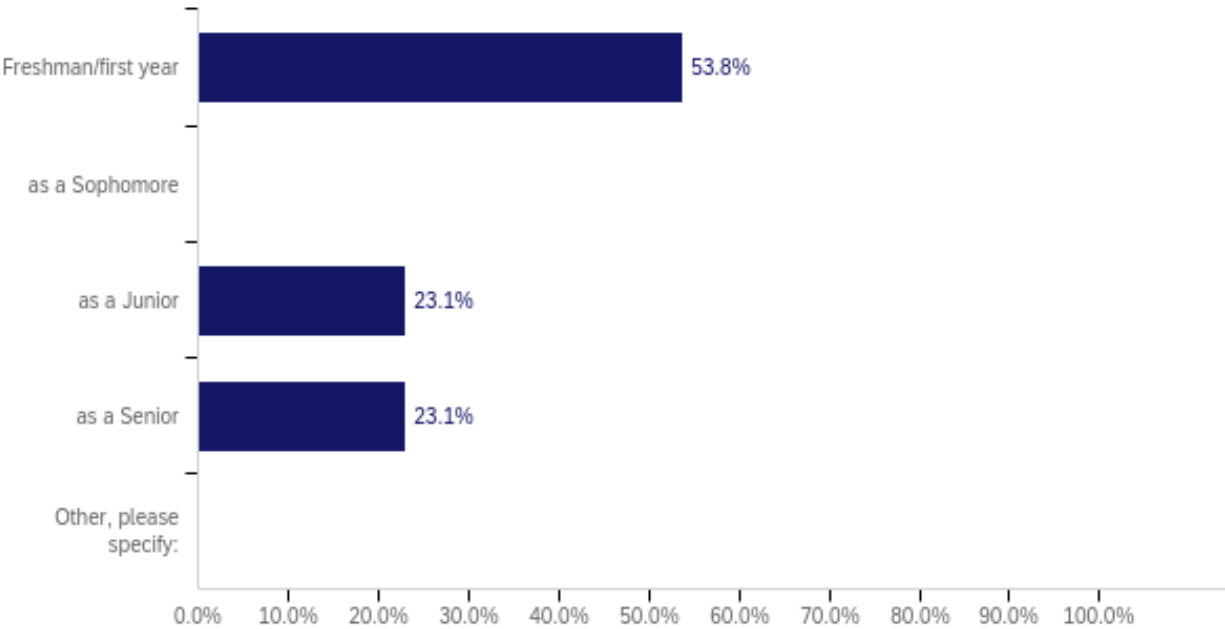


Answer	%	Count
1 week or less	7.1%	1
2 weeks	7.1%	1
3 weeks	7.1%	1
More than 3 weeks	78.6%	11
Total	100%	14



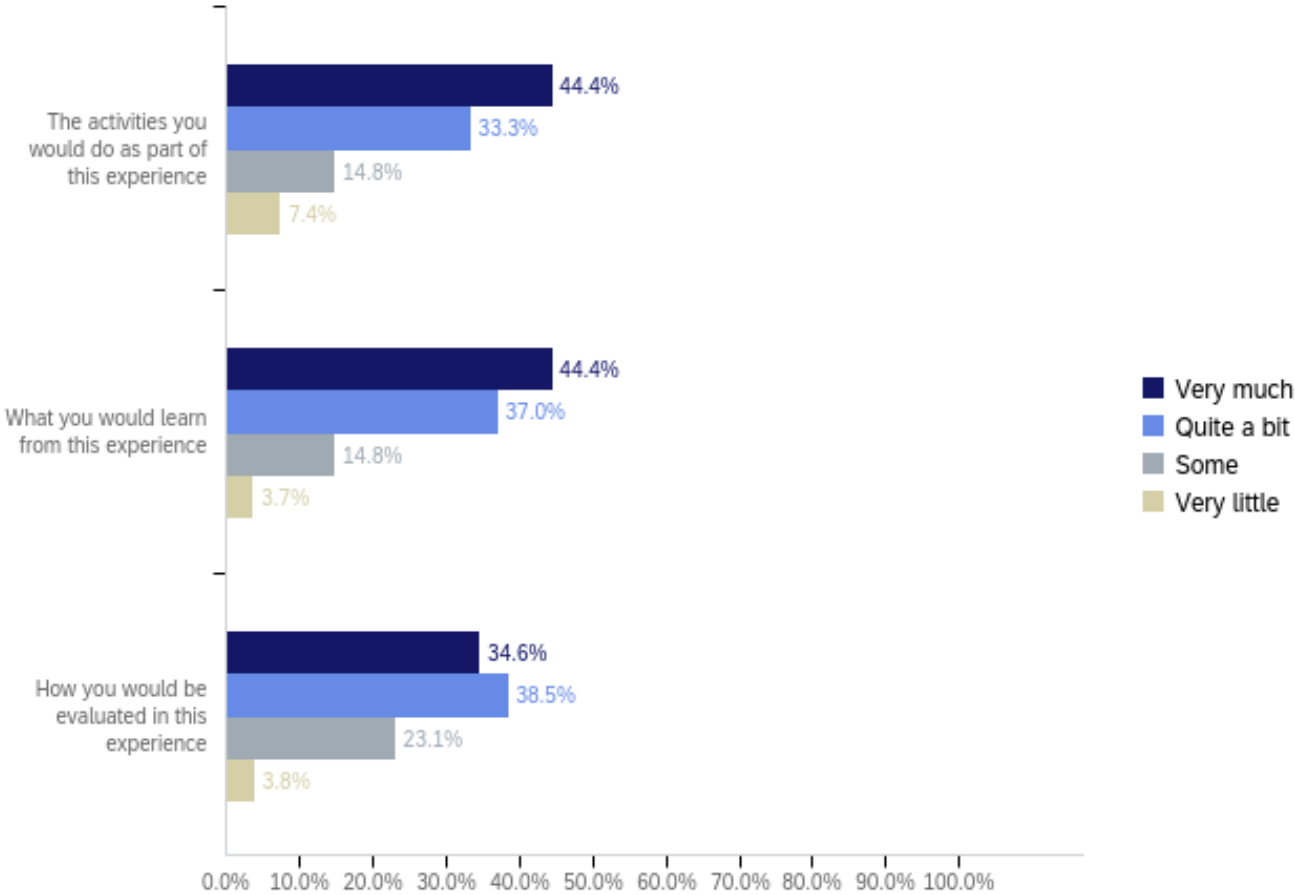
**When did you participate in this a Learning Community? (If you participated more than once, select the most recent).**

*(Question asked if respondent selected yes that the experienced was finished)*



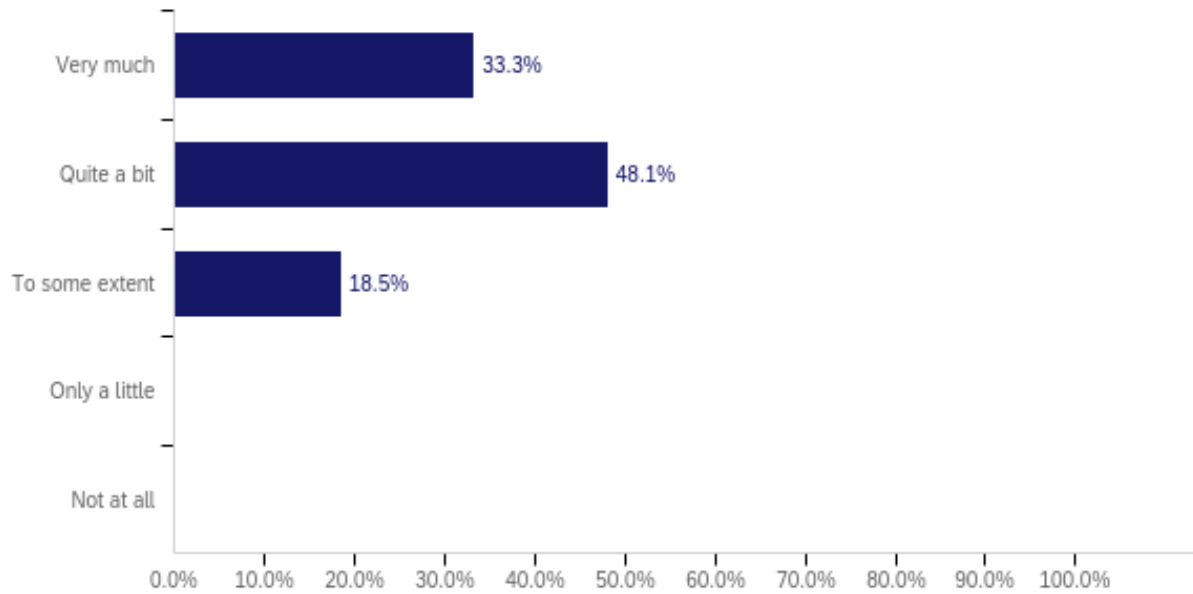
Answer	%	Count
Freshman/first year	53.8%	7
as a Sophomore	0.0%	0
as a Junior	23.1%	3
as a Senior	23.1%	3
Other, please specify:	0.0%	0
<b>Total</b>	<b>100%</b>	<b>13</b>

### To what extent were the following explained to you?



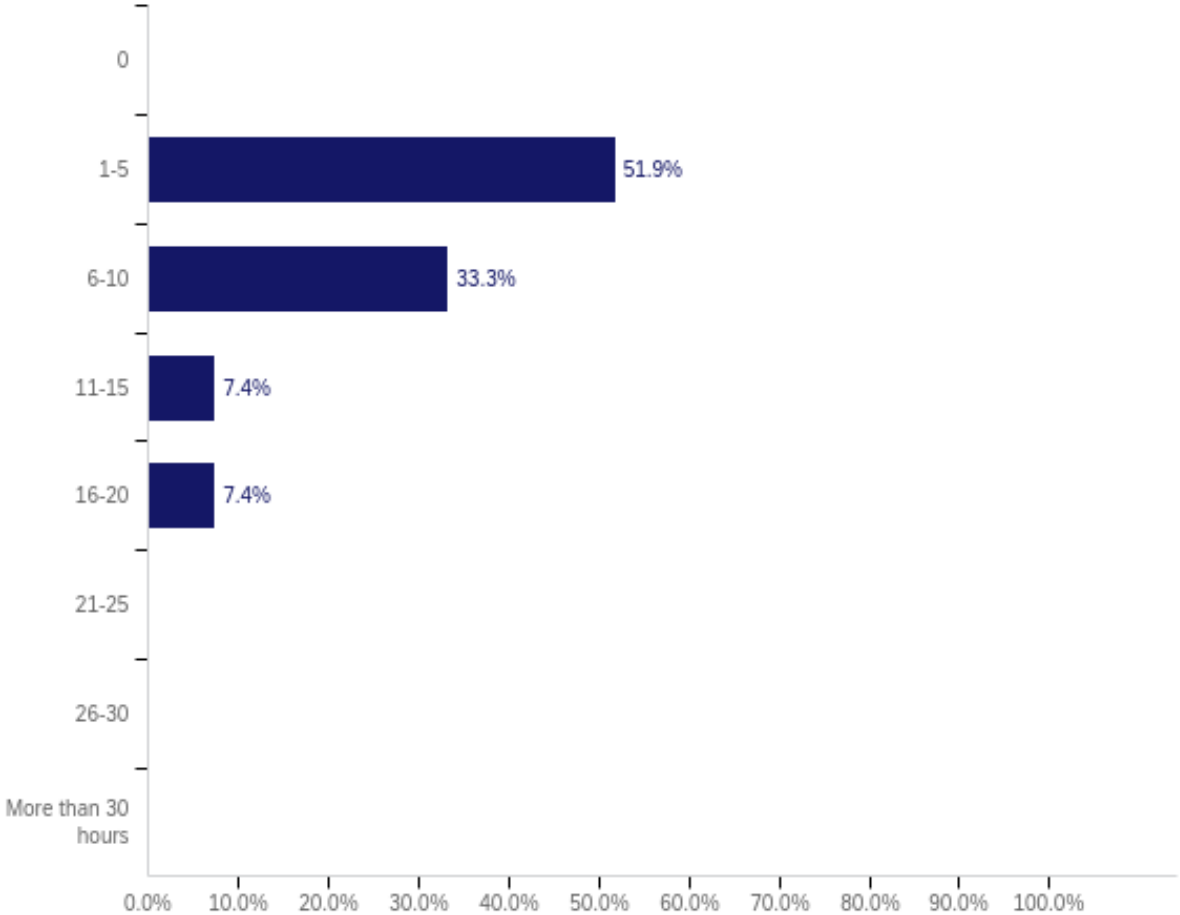
Question	Very much	Quite a bit	Some	Very little	Total
The activities you would do as part of this experience	44.4% 12	33.3% 9	14.8% 4	7.4% 2	27
What you would learn from this experience	44.4% 12	37.0% 10	14.8% 4	3.7% 1	27
How you would be evaluated in this experience	34.6% 9	38.5% 10	23.1% 6	3.8% 1	26

## To what extent did [does] this experience challenge you to do your best work?



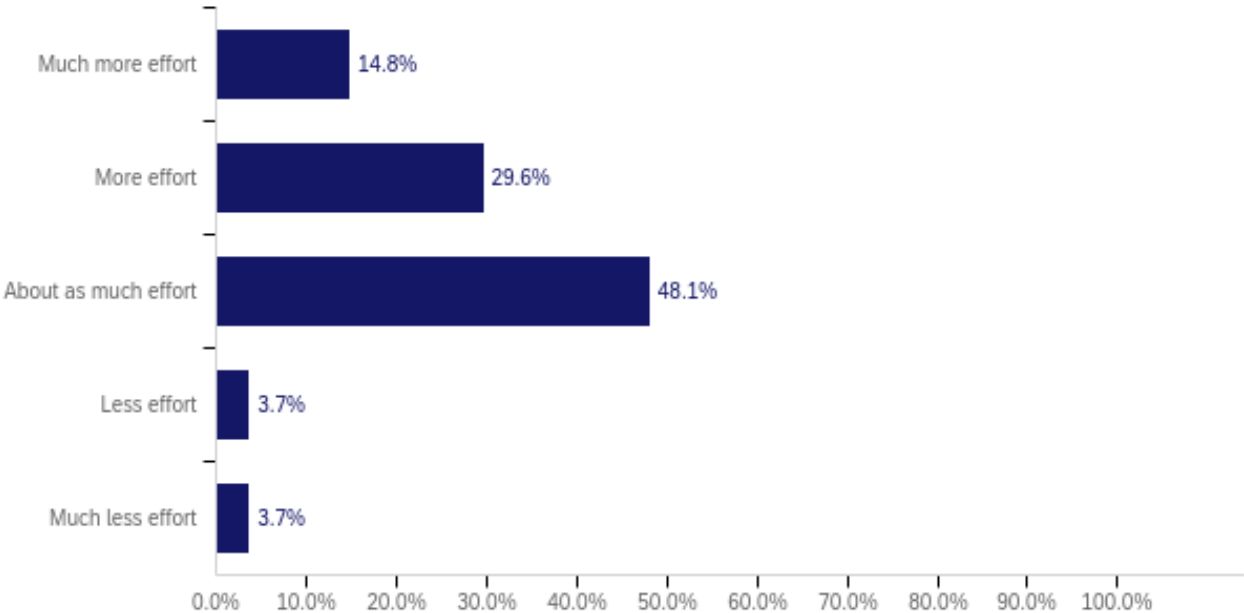
Answer	%	Count
Very much	33.3%	9
Quite a bit	48.1%	13
To some extent	18.5%	5
Only a little	0.0%	0
Not at all	0.0%	0
Total	100%	27

**About how many hours did [do] you spend in a typical 7-day week on this Learning Community experience?**



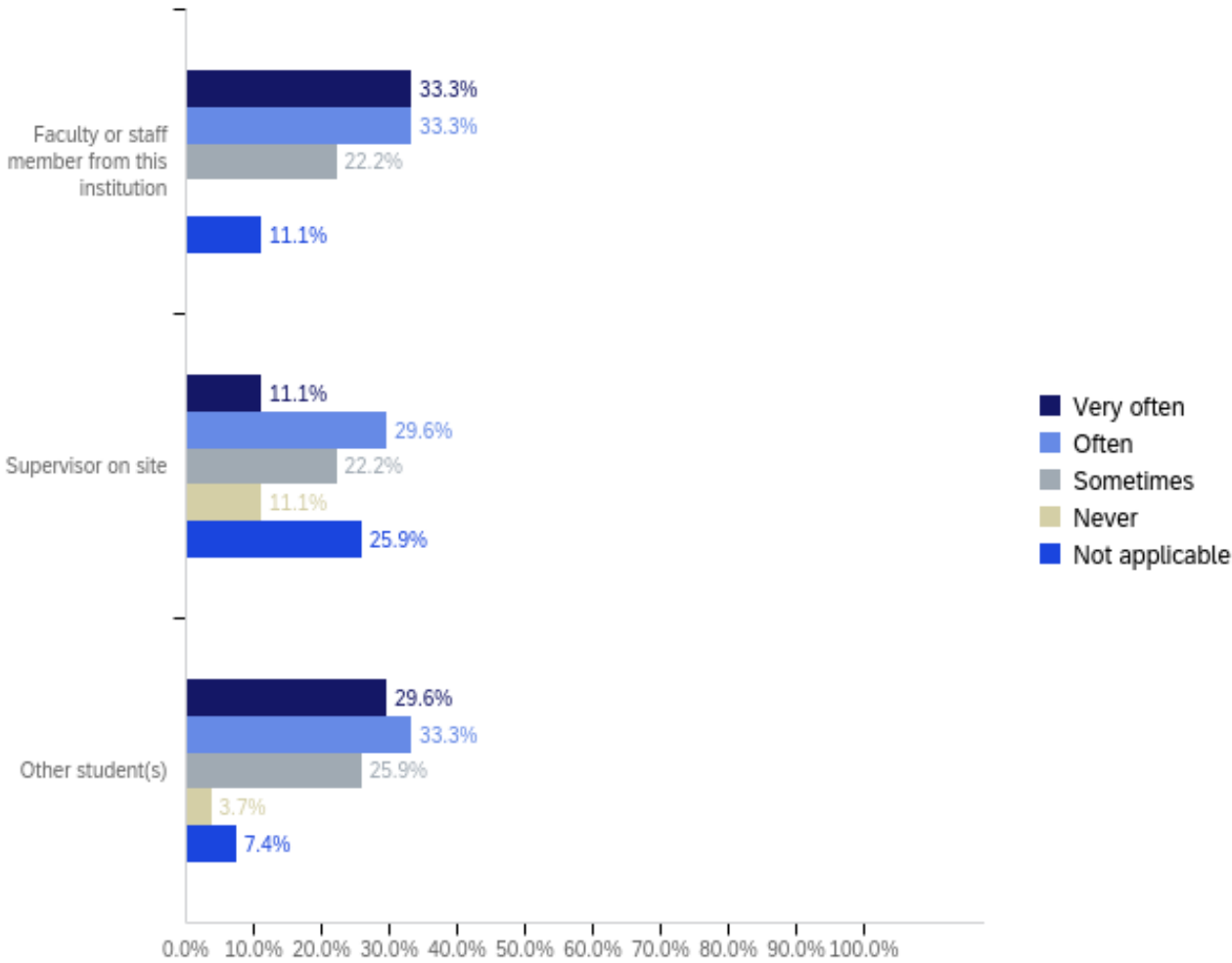
Answer	%	Count
0	0.0%	0
1-5	51.9%	14
6-10	33.3%	9
11-15	7.4%	2
16-20	7.4%	2
21-25	0.0%	0
26-30	0.0%	0
More than 30 hours	0.0%	0
Total	100%	27

**Compared to your typical learning experiences at this institution, about how much effort did [does] this experience require?**



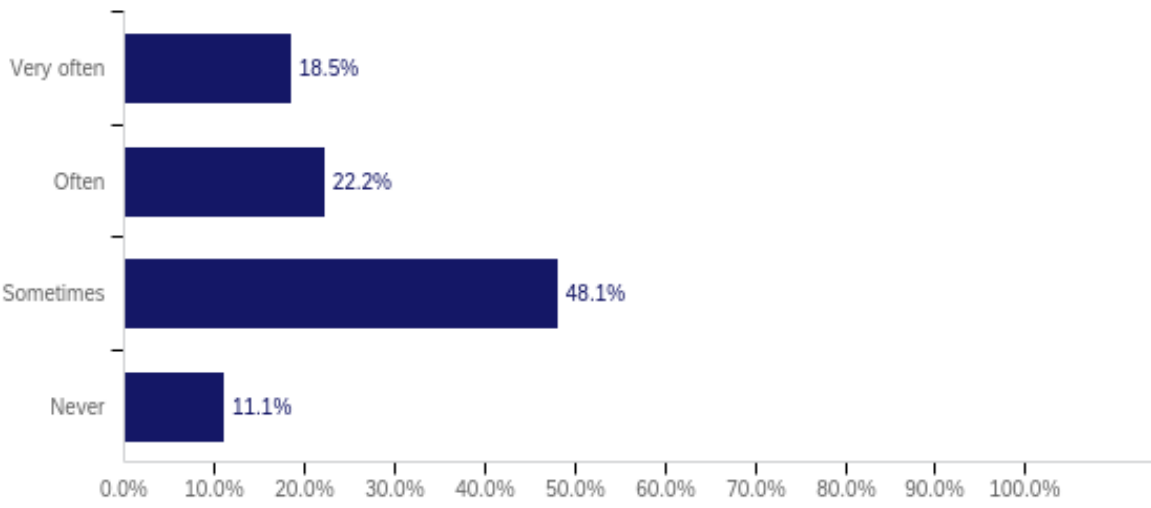
Answer	%	Count
Much more effort	14.8%	4
More effort	29.6%	8
About as much effort	48.1%	13
Less effort	3.7%	1
Much less effort	3.7%	1
Total	100%	27

During this experience, about how often did [do] you receive helpful feedback from the following individuals? If this does not apply to your experience, please select "Not applicable".



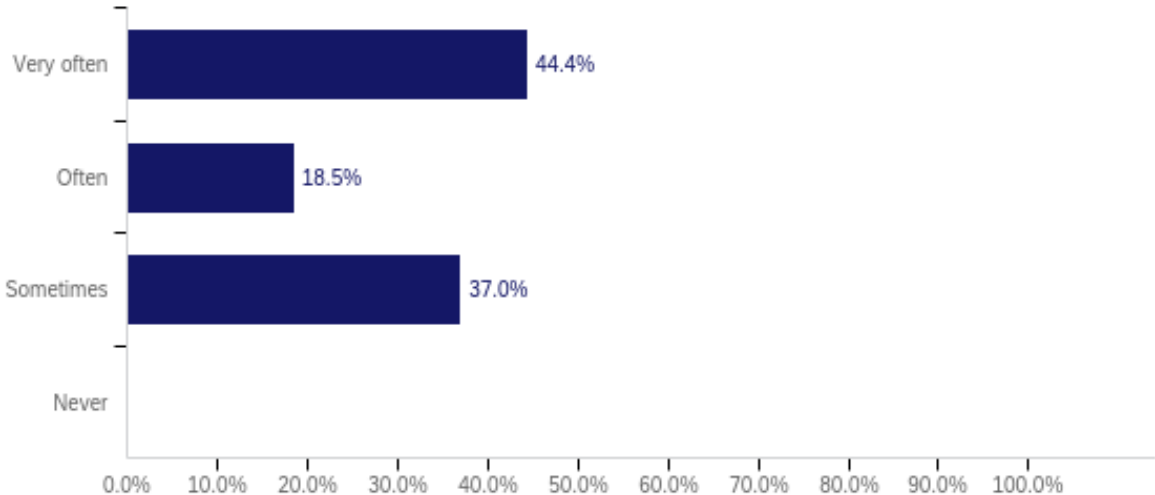
Question	Very often	Often	Sometimes	Never	Not applicable	Total
Faculty or staff member from this institution	33.3% 9	33.3% 9	22.2% 6	0.0% 0	11.1% 3	27
Supervisor on site	11.1% 3	29.6% 8	22.2% 6	11.1% 3	25.9% 7	27
Other student(s)	29.6% 8	33.3% 9	25.9% 7	3.7% 1	7.4% 2	27

**As part of this experience, about how often did [do] you find yourself in settings or circumstances that were [are] new or unfamiliar to you?**



Answer	%	Count
Very often	18.5%	5
Often	22.2%	6
Sometimes	48.1%	13
Never	11.1%	3
Total	100%	27

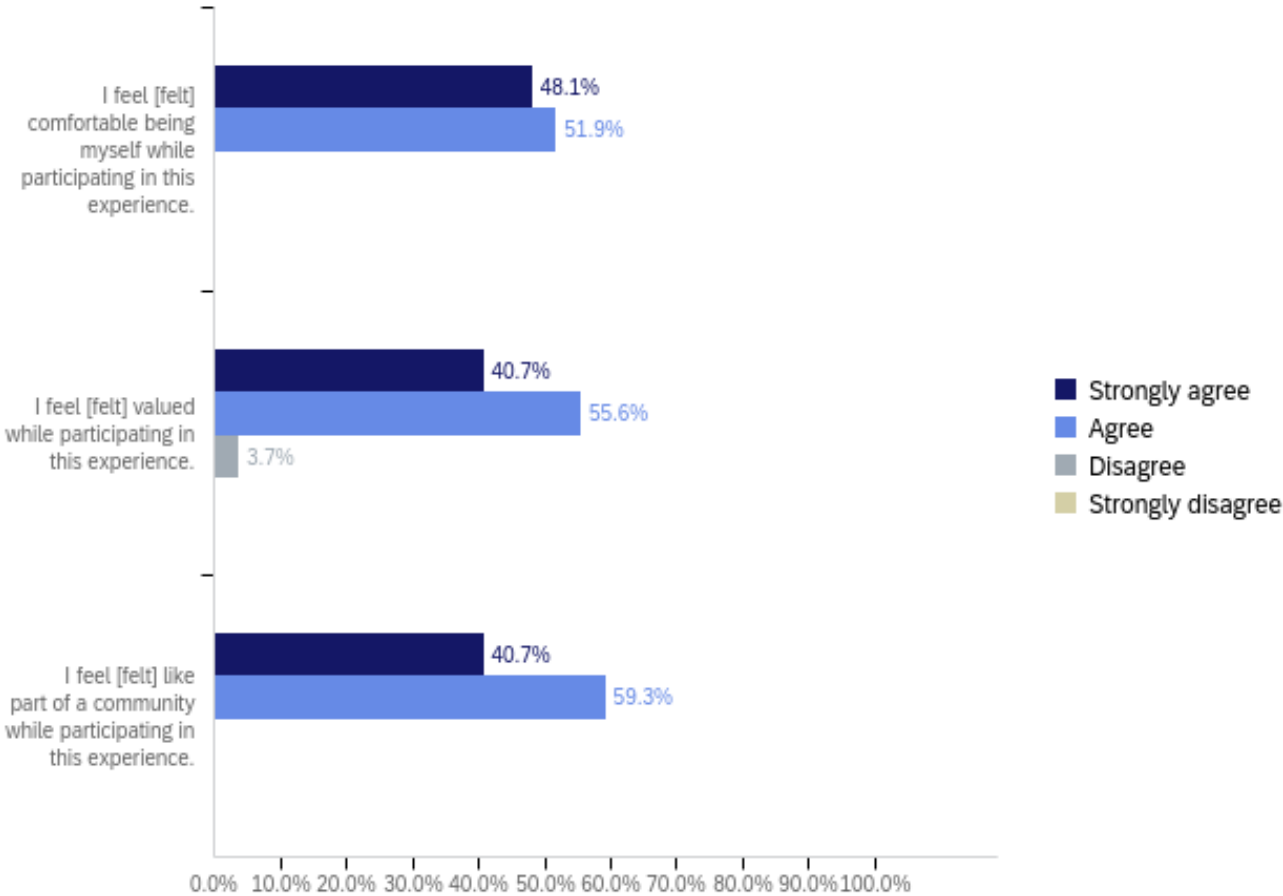
**As part of this experience, about how often did [do] you interact with people from a different background or identity (racial/ethnic, economic, political, religious, etc.)?**



Answer	%	Count
Very often	44.4%	12
Often	18.5%	5
Sometimes	37.0%	10
Never	0.0%	0
Total	100%	27

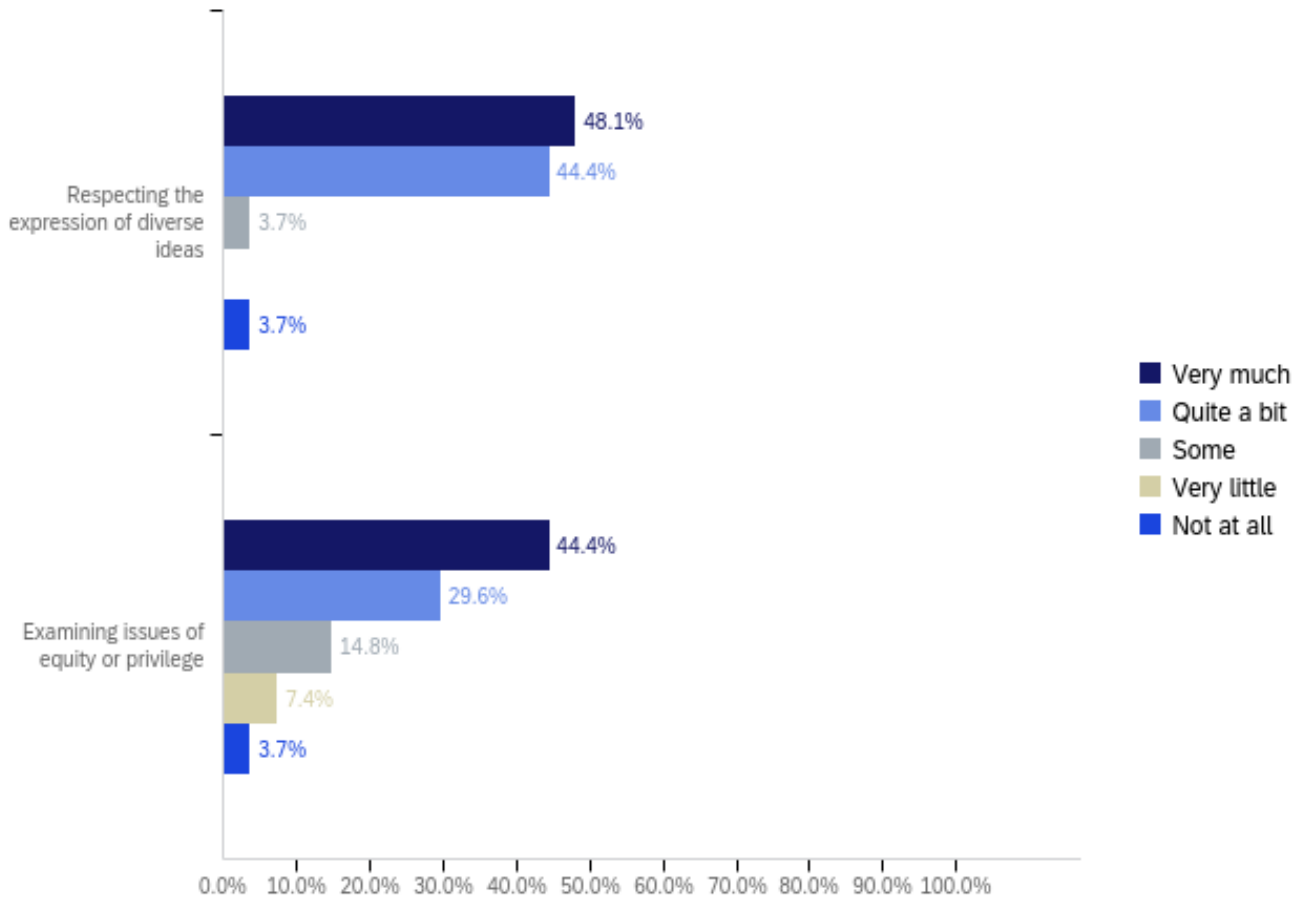


**To what extent do you agree or disagree with the following statements about your Learning Community experience?**



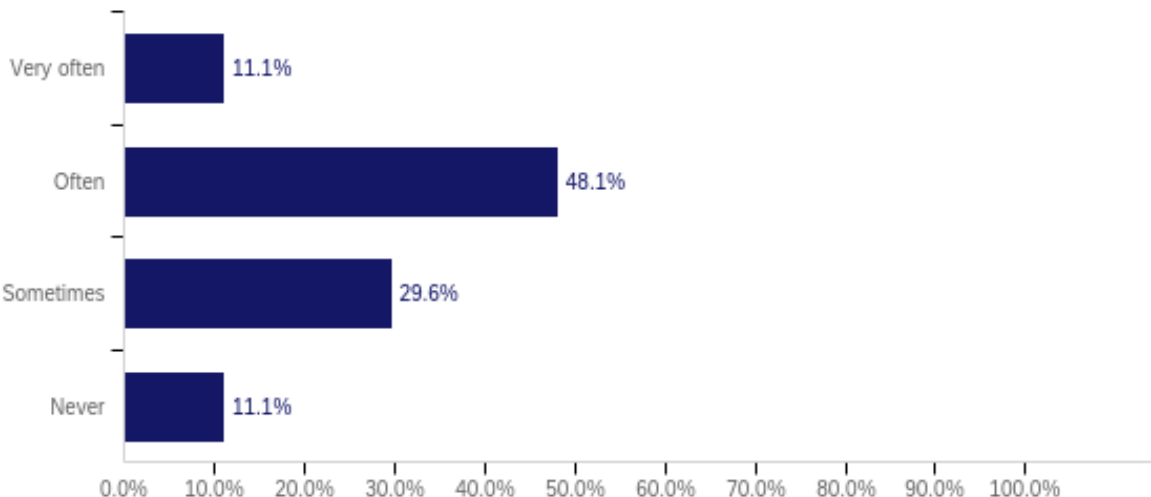
Question	Strongly agree	Agree	Disagree	Strongly disagree	Total
I feel [felt] comfortable being myself while participating in this experience.	48.1% 13	51.9% 14	0.0% 0	0.0% 0	27
I feel [felt] valued while participating in this experience.	40.7% 11	55.6% 15	3.7% 1	0.0% 0	27
I feel [felt] like part of a community while participating in this experience.	40.7% 11	59.3% 16	0.0% 0	0.0% 0	27

## How much does [did] this experience emphasize the following?



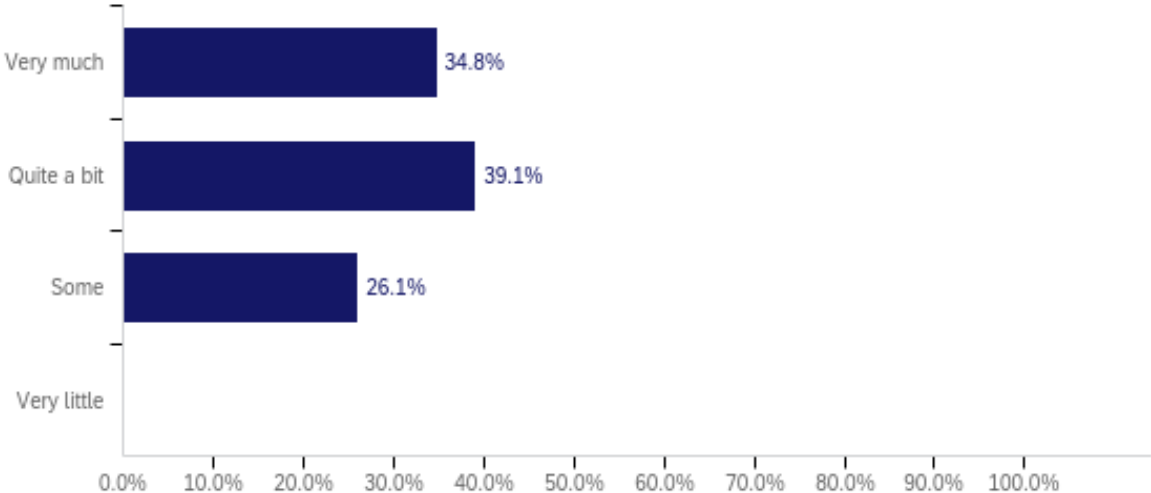
Question	Very much	Quite a bit	Some	Very little	Not at all	Total
Respecting the expression of diverse ideas	48.1% 13	44.4% 12	3.7% 1	0.0% 0	3.7% 1	27
Examining issues of equity or privilege	44.4% 12	29.6% 8	14.8% 4	7.4% 2	3.7% 1	27

**As part of this experience, about how often did [do] you meet with a faculty or staff member from this institution?**



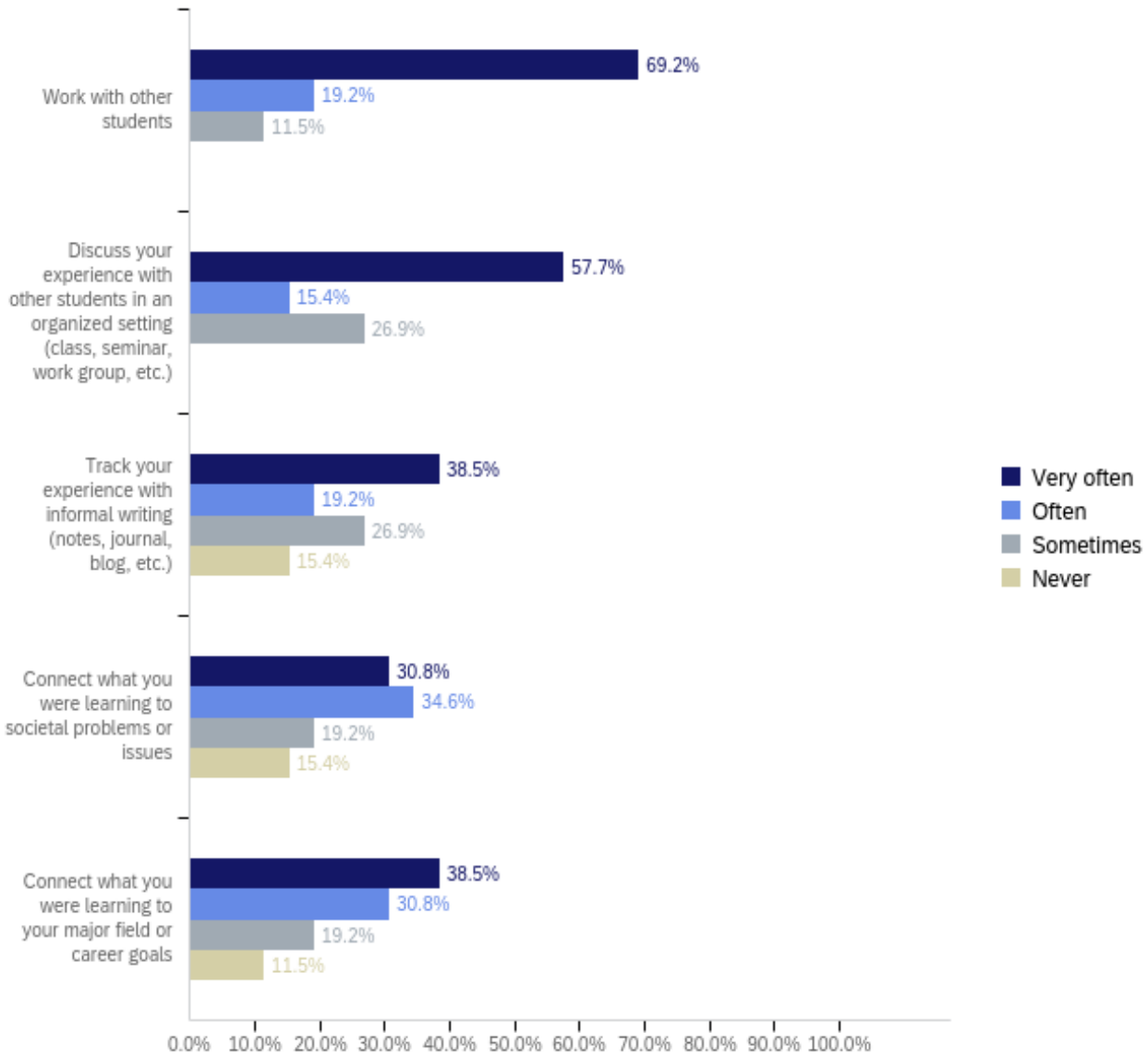
Answer	%	Count
Very often	11.1%	3
Often	48.1%	13
Sometimes	29.6%	8
Never	11.1%	3
Total	100%	27

**To what extent did [do] these meetings focus on what you were [are] learning in this experience?**



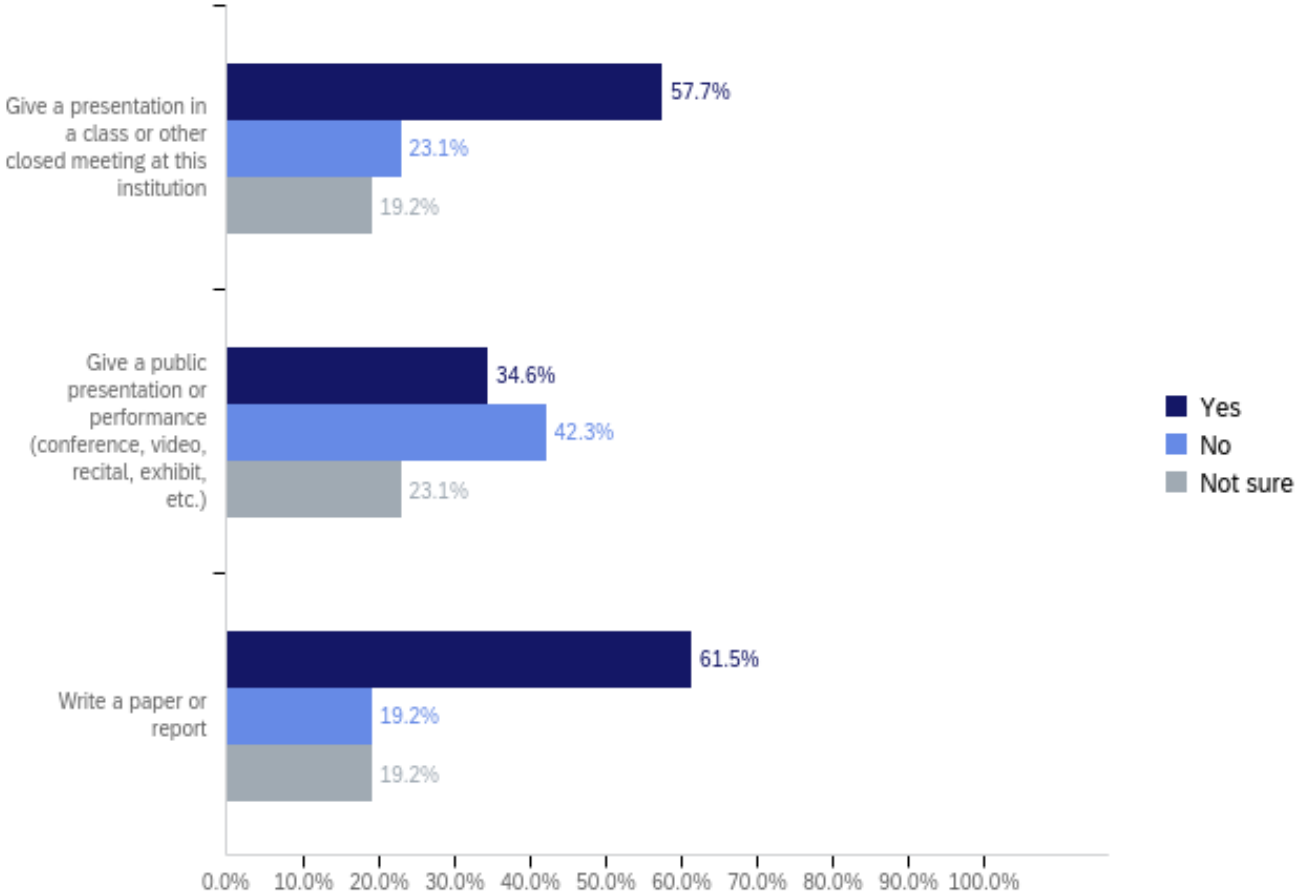
Answer	%	Count
Very much	34.8%	8
Quite a bit	39.1%	9
Some	26.1%	6
Very little	0.0%	0
Total	100%	23

**As part of this experience, about how often did you do [have you done] the following?**



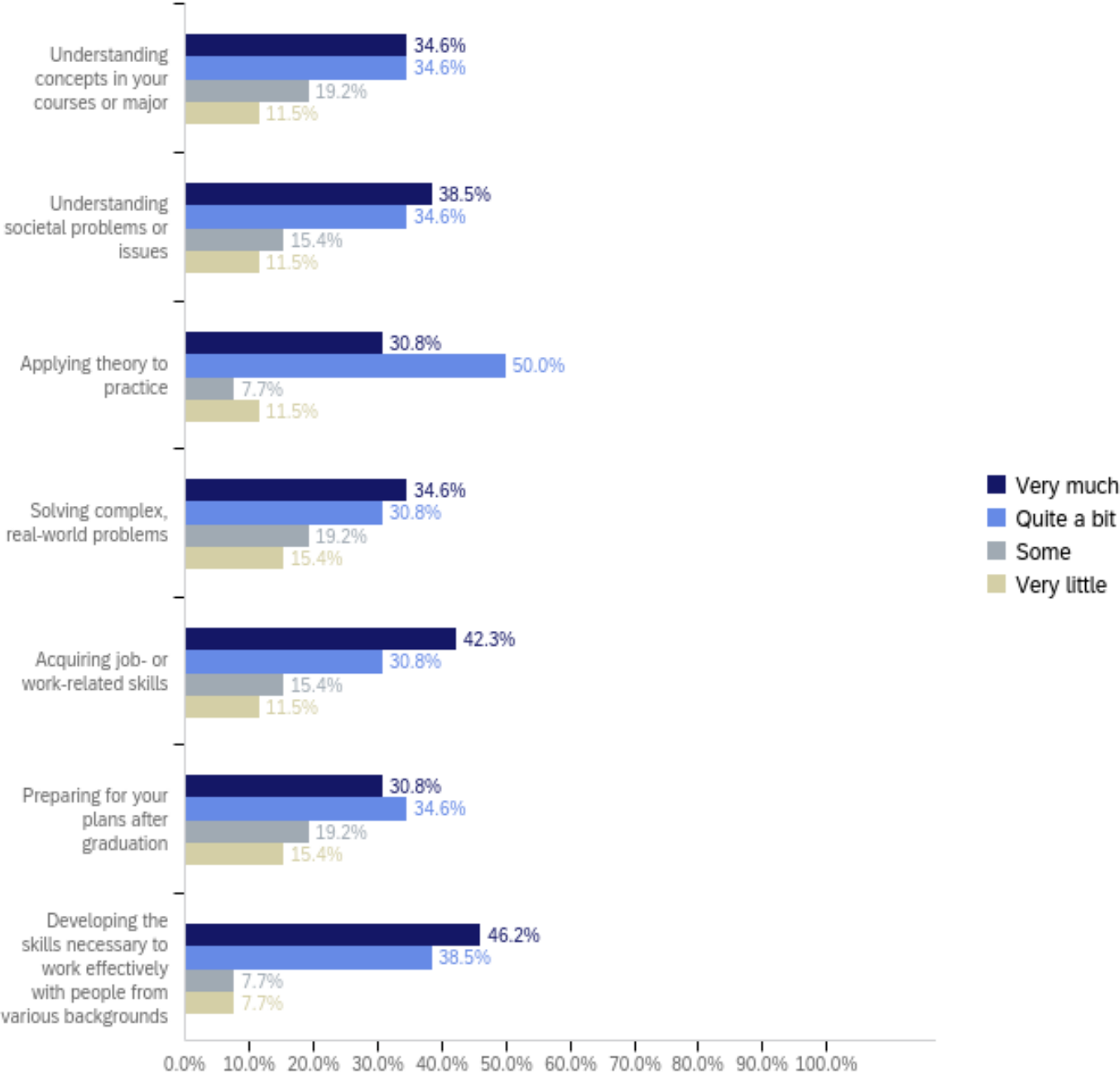
Question	Very often	Often	Sometimes	Never	Total				
Work with other students	69.2%	18	19.2%	5	11.5%	3	0.0%	0	26
Discuss your experience with other students in an organized setting (class, seminar, work group, etc.)	57.7%	15	15.4%	4	26.9%	7	0.0%	0	26
Track your experience with informal writing (notes, journal, blog, etc.)	38.5%	10	19.2%	5	26.9%	7	15.4%	4	26
Connect what you were learning to societal problems or issues	30.8%	8	34.6%	9	19.2%	5	15.4%	4	26
Connect what you were learning to your major field or career goals	38.5%	10	30.8%	8	19.2%	5	11.5%	3	26

**At or near the conclusion of this experience, which of the following did you do [will you have done]?**



Question	Yes		No		Not sure		Total
Give a presentation in a class or other closed meeting at this institution	57.7%	15	23.1%	6	19.2%	5	26
Give a public presentation or performance (conference, video, recital, exhibit, etc.)	34.6%	9	42.3%	11	23.1%	6	26
Write a paper or report	61.5%	16	19.2%	5	19.2%	5	26

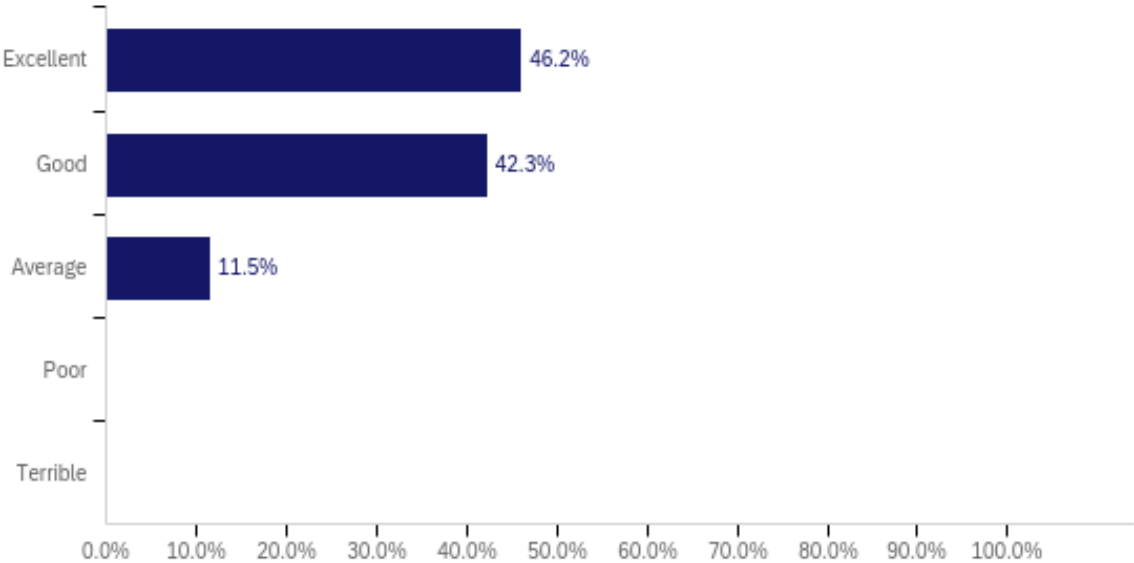
**To what extent has this experience contributed to your knowledge, skills, and personal development in the following areas?**



Question	Very much		Quite a bit		Some		Very little		Total
Understanding concepts in your courses or major	34.6%	9	34.6%	9	19.2%	5	11.5%	3	26
Understanding societal problems or issues	38.5%	10	34.6%	9	15.4%	4	11.5%	3	26
Applying theory to practice	30.8%	8	50.0%	13	7.7%	2	11.5%	3	26
Solving complex, real-world problems	34.6%	9	30.8%	8	19.2%	5	15.4%	4	26
Acquiring job- or work-related skills	42.3%	11	30.8%	8	15.4%	4	11.5%	3	26
Preparing for your plans after graduation	30.8%	8	34.6%	9	19.2%	5	15.4%	4	26
Developing the skills necessary to work effectively with people from various backgrounds	46.2%	12	38.5%	10	7.7%	2	7.7%	2	26



**Overall, how would you evaluate the quality of this experience?**



Answer	%	Count
Excellent	46.2%	12
Good	42.3%	11
Average	11.5%	3
Poor	0.0%	0
Terrible	0.0%	0
Total	100%	26