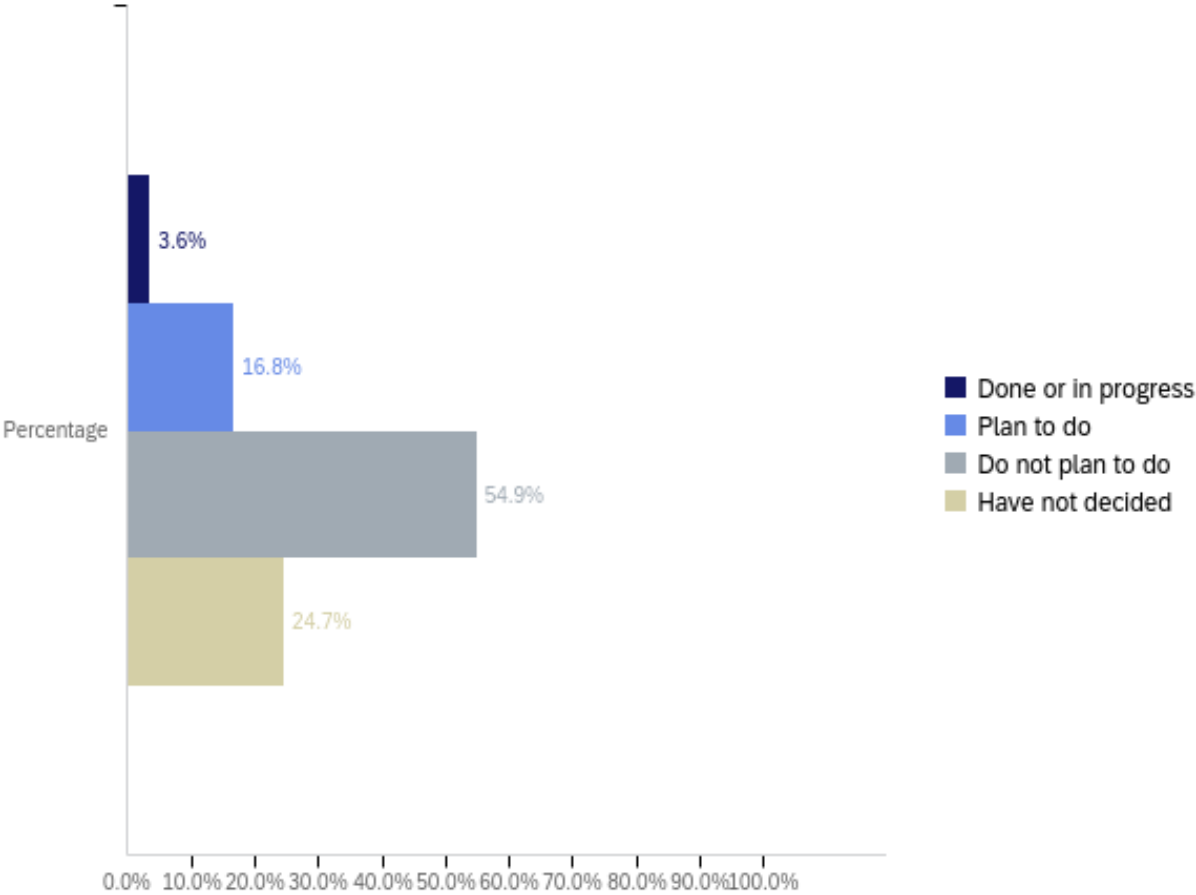


Study Abroad Breakout Report

2023 CSUSM HIPs Survey

In Spring 2023, California State University San Marcos licensed the [HIP Quality](#) topical module from the National Survey of Student Engagement and administered the survey to all degree-seeking undergraduate students. 1,465 students responded, for a total response rate of 11.8%. Below are results specific to those who indicated they had participated in or were participating in **Study Abroad**, using the following definition: *The study abroad program allows students to attend lectures or conduct research at foreign universities for a semester or academic year while earning credits toward graduation.*

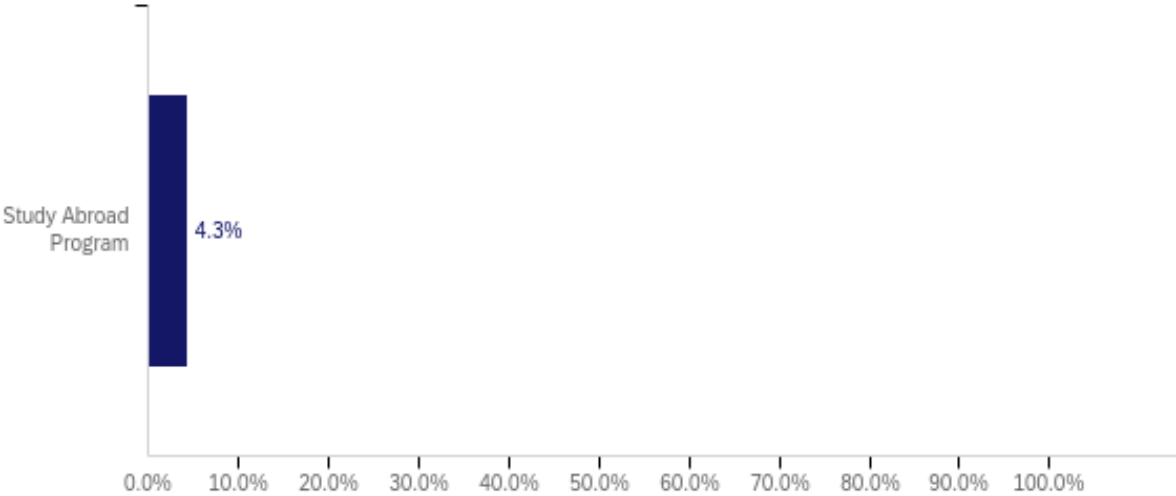
Which of the following have you done while in college at CSUSM or do you plan to do before you graduate?



Question	Done or in progress	Plan to do	Do not plan to do	Have not decided	Total
Study Abroad Program	3.6% 47	16.8% 218	54.9% 712	24.7% 320	1297

You indicated that you have participated or are participating in the educational experience(s) below. Please select ONE or TWO experiences for a short set of follow-up questions. You can choose any of these activities, so long as you remember it well and you participated while attending CSUSM. If you participated in this type of experience more than once, base your answers on your most recent participation.

(Study Abroad Program results only)

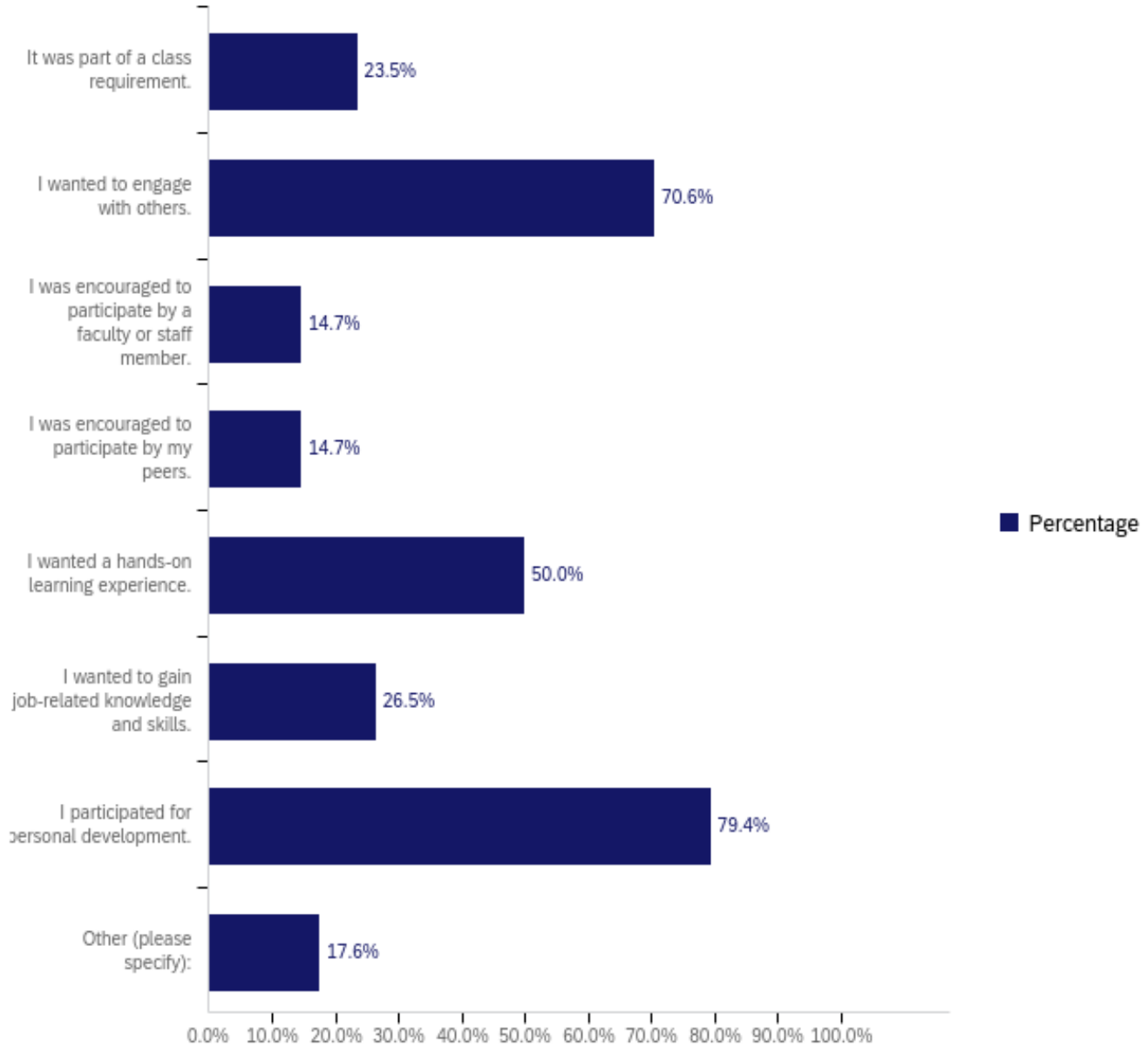


Answer	%	Count
Study Abroad Program	4.3%	36
Total	100%	844

Results by Study Abroad Program

(Study Abroad questions asked if respondent selected to reflect on Study Abroad)

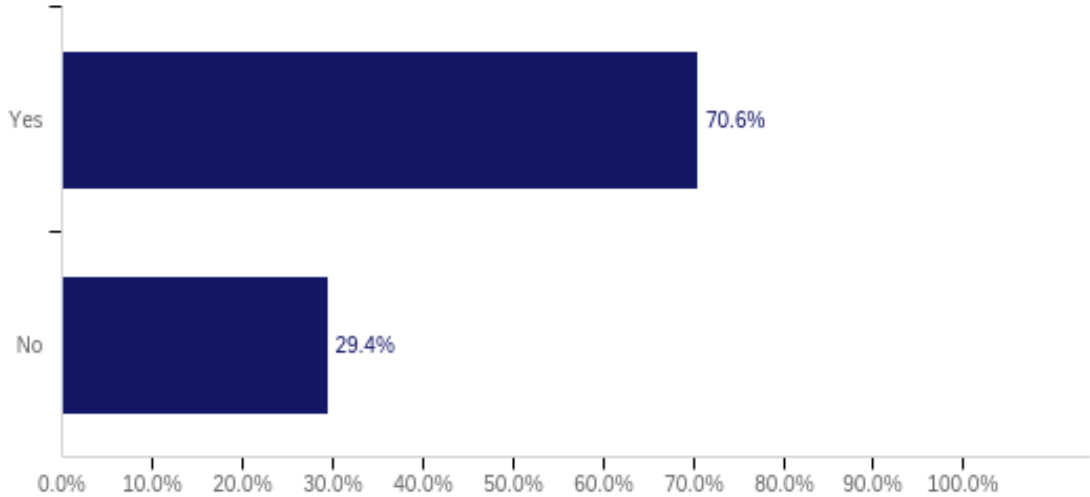
Why did you decide to participate in a Study Abroad Program at CSUSM?



Answer	%	Count
It was part of a class requirement.	23.5%	8
I wanted to engage with others.	70.6%	24

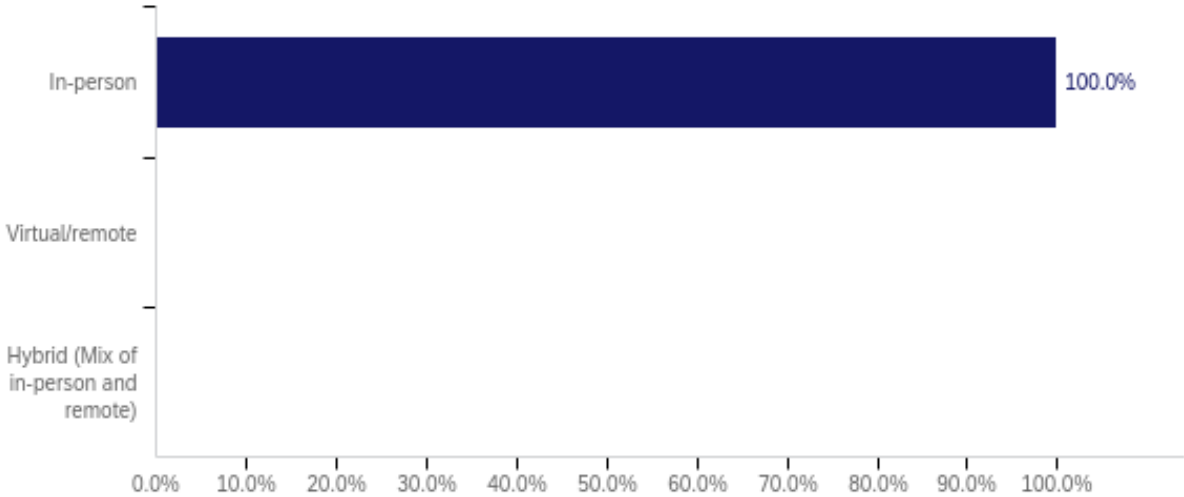
I was encouraged to participate by a faculty or staff member.	14.7%	5
I was encouraged to participate by my peers.	14.7%	5
I wanted a hands-on learning experience.	50.0%	17
I wanted to gain job-related knowledge and skills.	26.5%	9
I participated for personal development.	79.4%	27
Other (please specify):	17.6%	6
Total	100%	34

Is this experience finished?



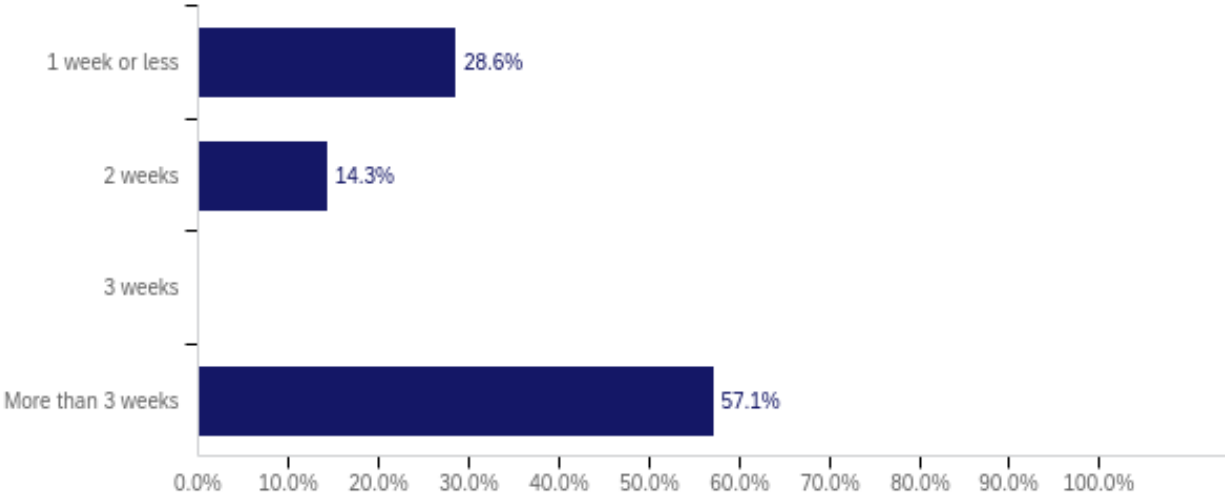
Answer	%	Count
Yes	70.6%	24
No	29.4%	10
Total	100%	34

How did [do] you participate in this experience?



Answer	%	Count
In-person	100%	34
Virtual/remote	0.0%	0
Hybrid (Mix of in-person and remote)	0.0%	0
Total	100%	34

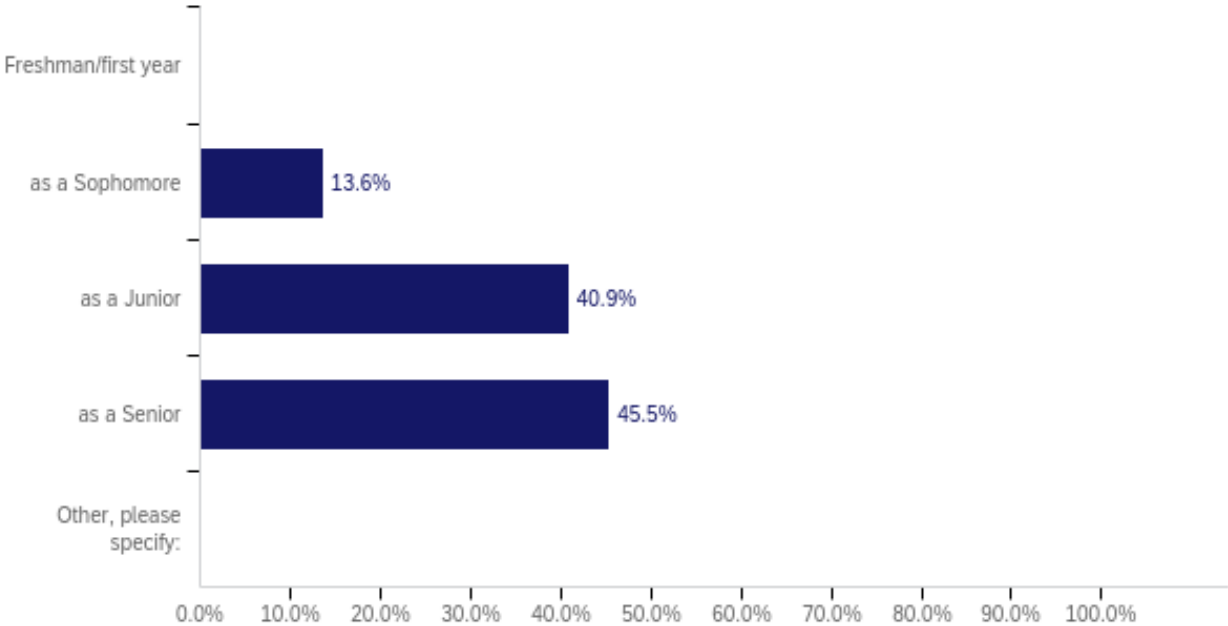
About how long have you been participating in it? (Question asked if respondent selected no to the experience being finished)



Answer	%	Count
1 week or less	28.6%	2
2 weeks	14.3%	1
3 weeks	0.0%	0
More than 3 weeks	57.1%	4
Total	100%	7

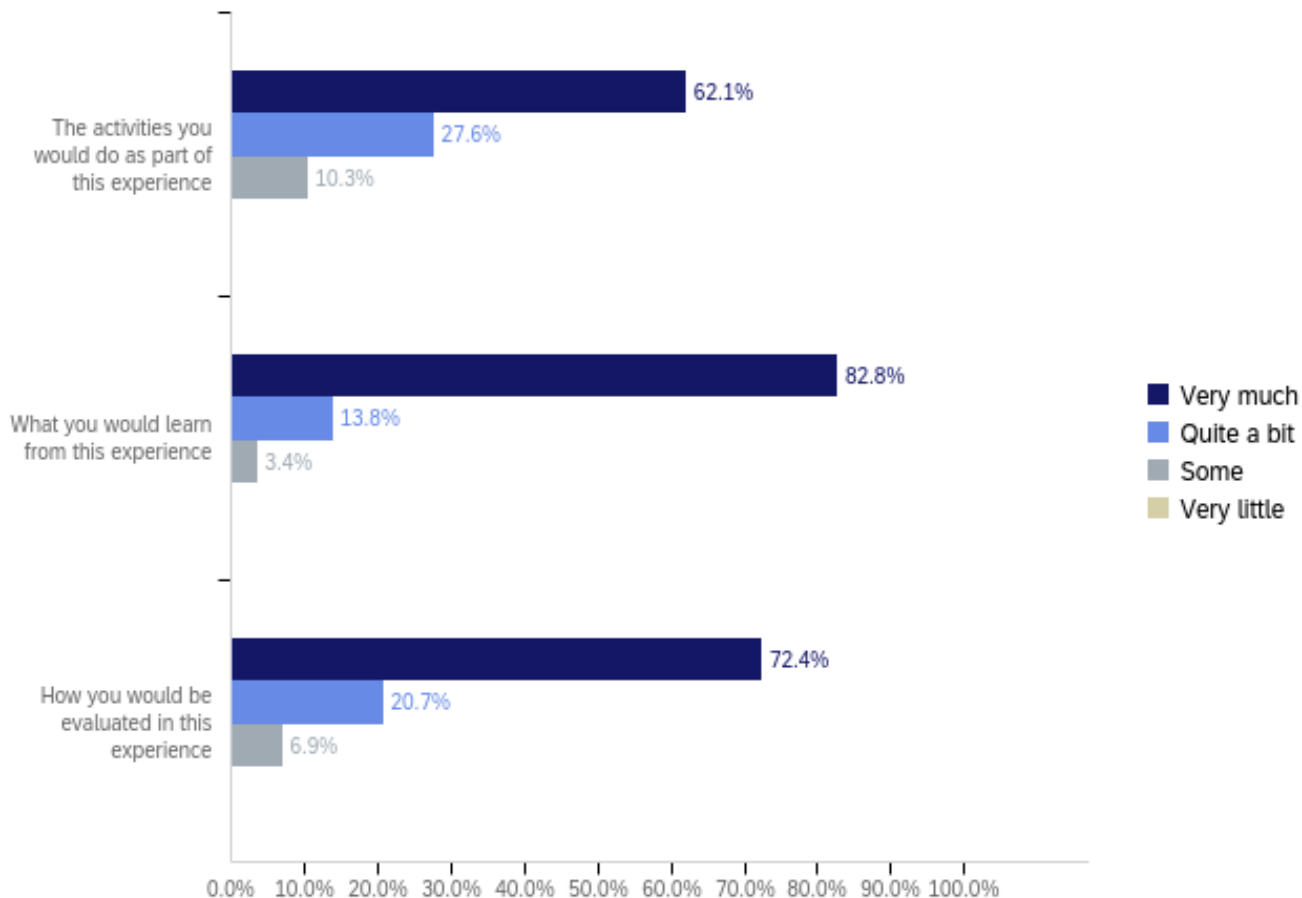
When did you participate in a Study Abroad Program? (If you participated more than once, select the most recent).

(Question asked if respondent selected yes that the experienced was finished)



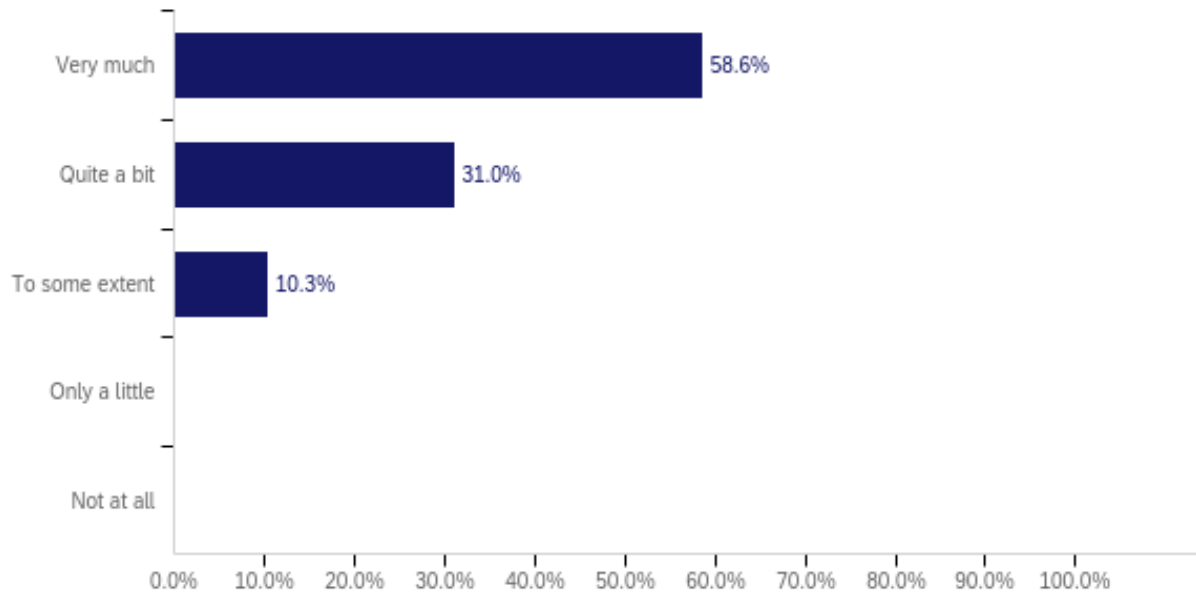
Answer	%	Count
Freshman/first year	0.0%	0
as a Sophomore	13.6%	3
as a Junior	40.9%	9
as a Senior	45.5%	10
Other, please specify:	0.0%	0
Total	100%	22

To what extent were the following explained to you?



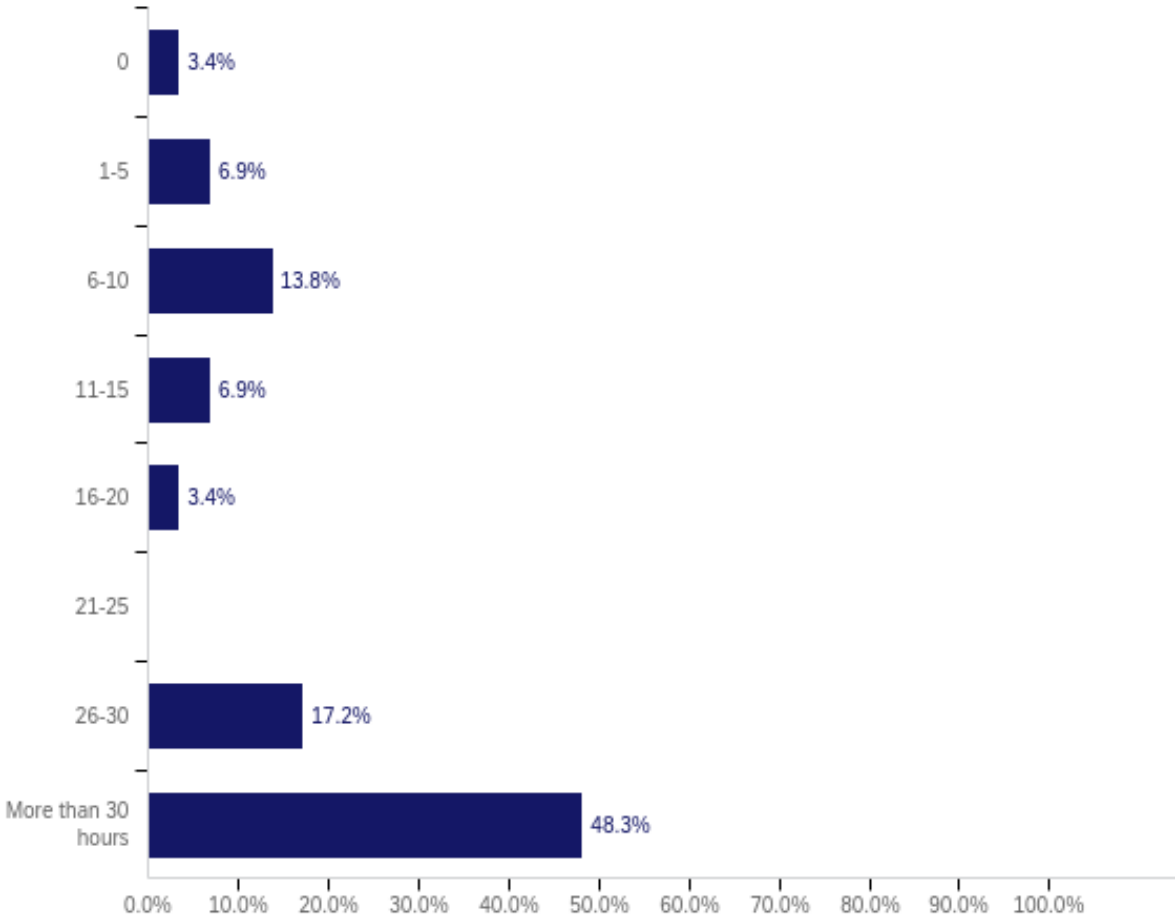
Question	Very much	Quite a bit	Some	Very little	Total
The activities you would do as part of this experience	62.1% 18	27.6% 8	10.3% 3	0.0% 0	29
What you would learn from this experience	82.8% 24	13.8% 4	3.4% 1	0.0% 0	29
How you would be evaluated in this experience	72.4% 21	20.7% 6	6.9% 2	0.0% 0	29

To what extent did [does] this experience challenge you to do your best work?



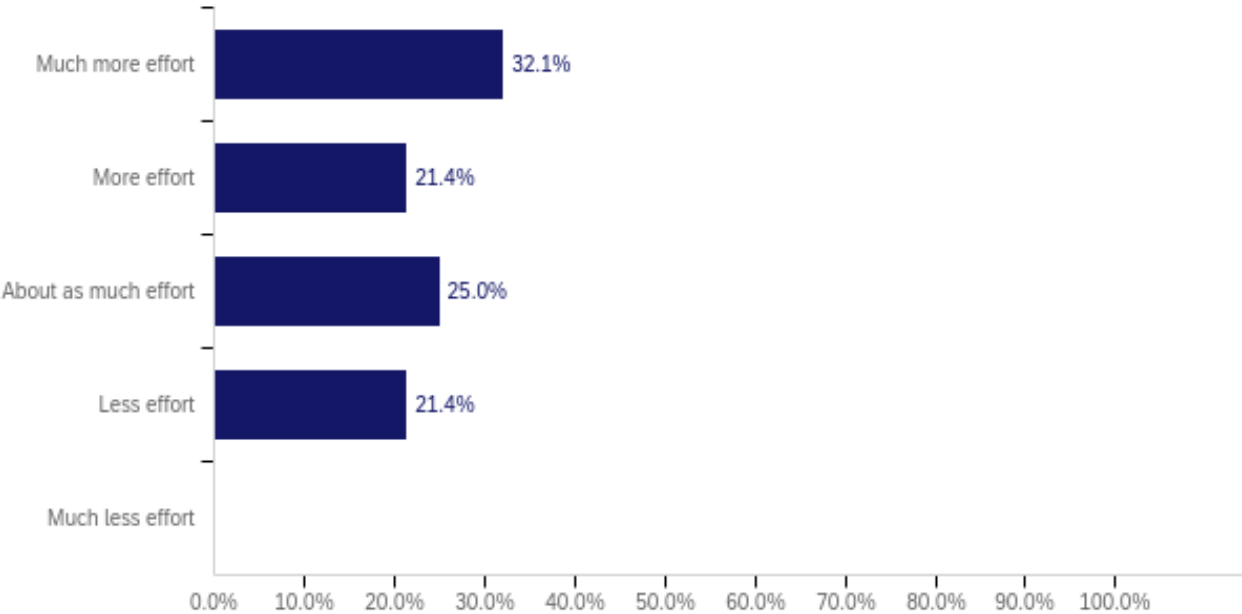
Answer	%	Count
Very much	58.6%	17
Quite a bit	31.0%	9
To some extent	10.3%	3
Only a little	0.0%	0
Not at all	0.0%	0
Total	100%	29

About how many hours did [do] you spend in a typical 7-day week on the Study Abroad experience?



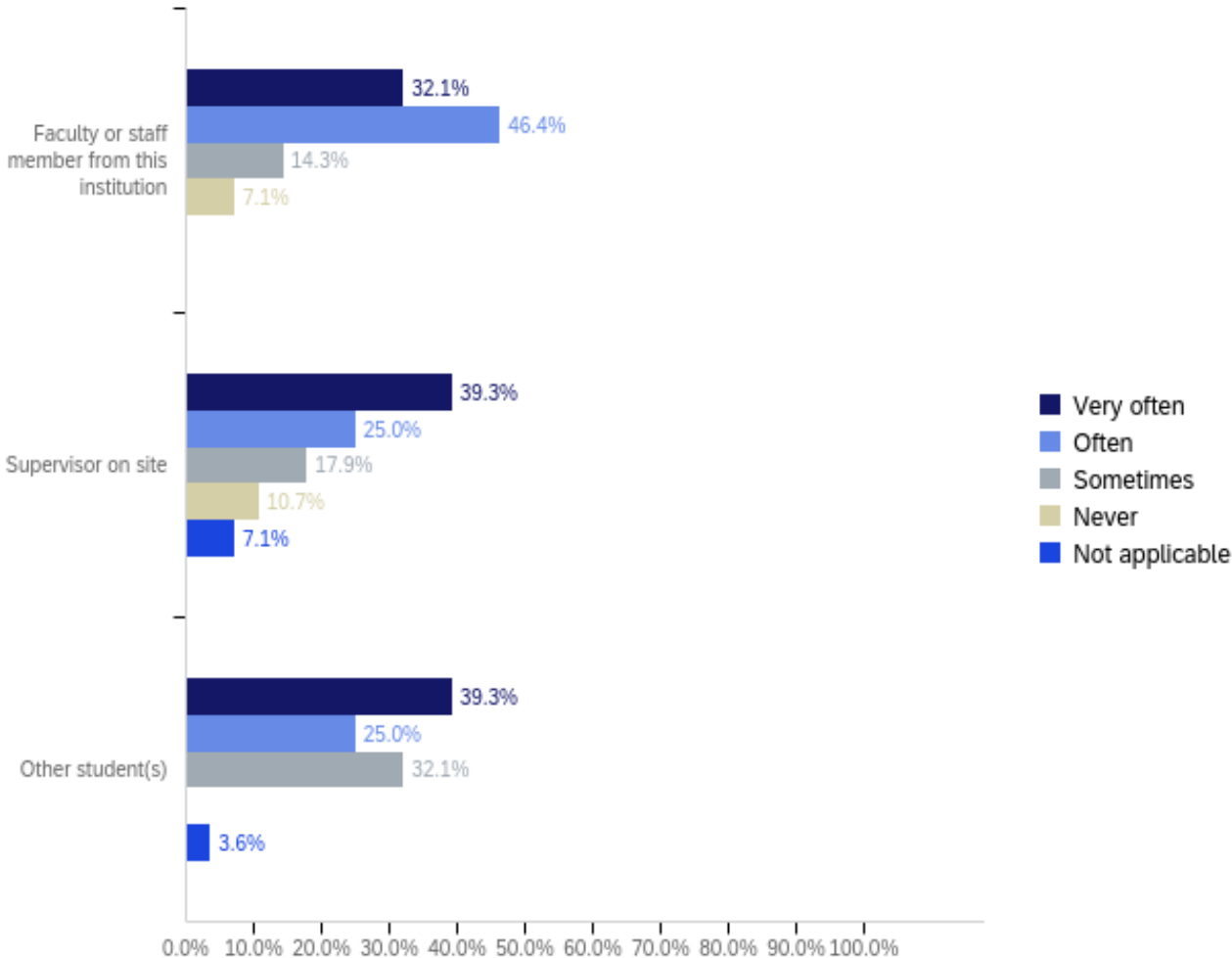
Answer	%	Count
0	3.4%	1
1-5	6.9%	2
6-10	13.8%	4
11-15	6.9%	2
16-20	3.4%	1
21-25	0.0%	0
26-30	17.2%	5
More than 30 hours	48.3%	14
Total	100%	29

Compared to your typical learning experiences at this institution, about how much effort did [does] Study Abroad require?



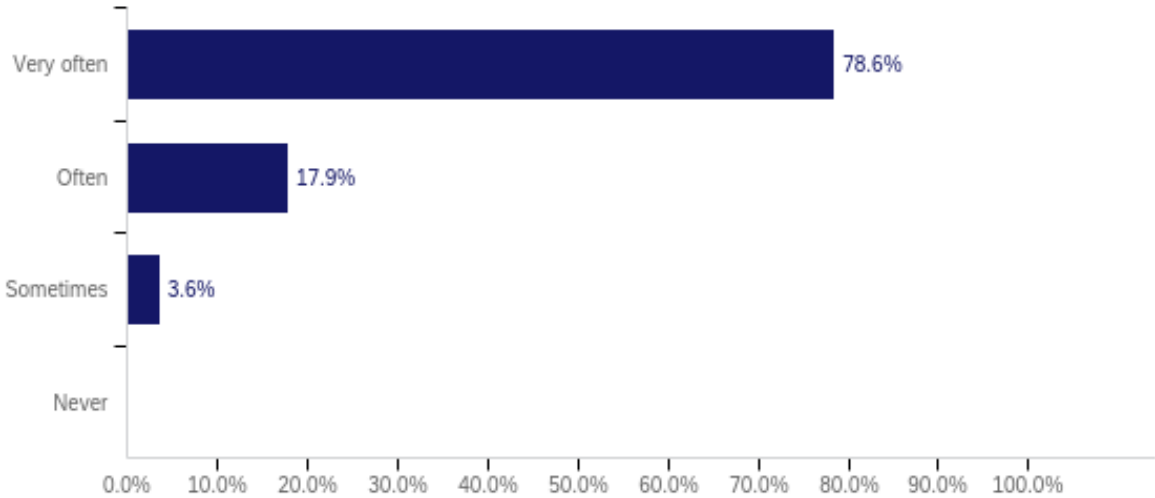
Answer	%	Count
Much more effort	32.1%	9
More effort	21.4%	6
About as much effort	25.0%	7
Less effort	21.4%	6
Much less effort	0.0%	0
Total	100%	28

During Study Abroad, about how often did [do] you receive helpful feedback from the following individuals? If this does not apply to your experience, please select "Not applicable".



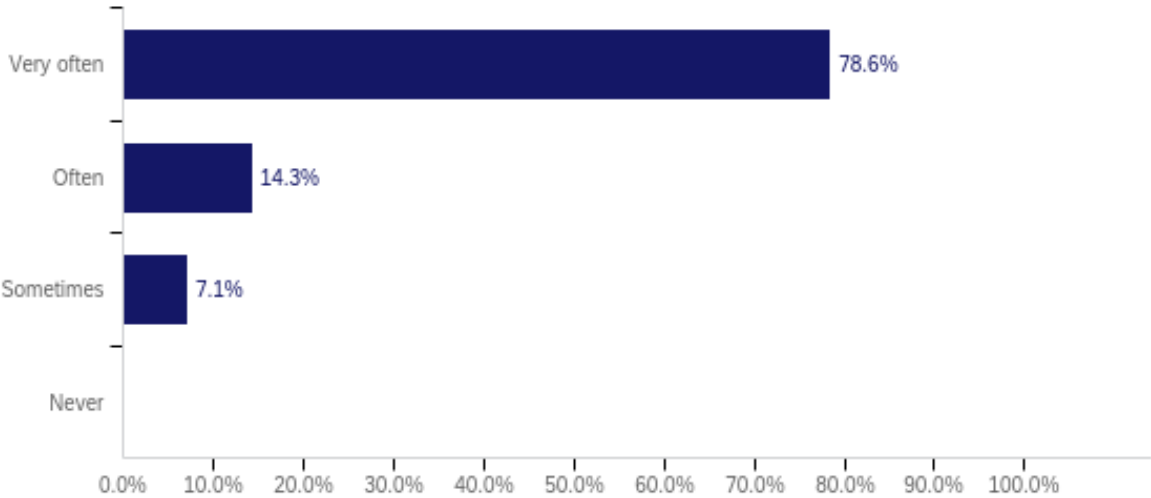
Question	Very often	Often	Sometimes	Never	Not applicable	Total
Faculty or staff member from this institution	32.1% 9	46.4% 13	14.3% 4	7.1% 2	0.0% 0	28
Other student(s)	39.3% 11	25.0% 7	32.1% 9	0.0% 0	3.6% 1	28
Supervisor on site	39.3% 11	25.0% 7	17.9% 5	10.7% 3	7.1% 2	28

As part of Study Abroad, about how often did [do] you find yourself in settings or circumstances that were [are] new or unfamiliar to you?



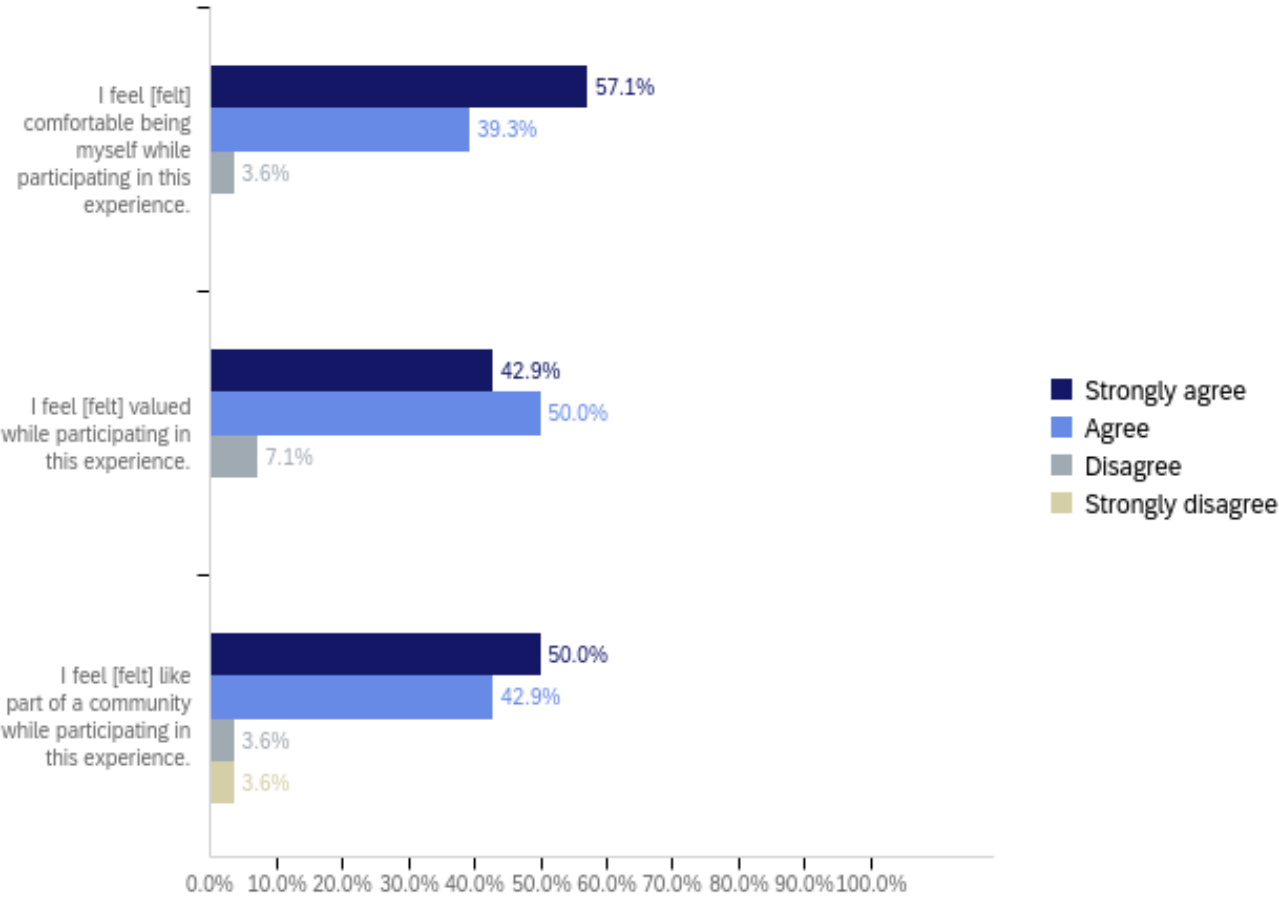
Answer	%	Count
Very often	78.6%	22
Often	17.9%	5
Sometimes	3.6%	1
Never	0.0%	0
Total	100%	28

As part of this experience, about how often did [do] you interact with people from a different background or identity (racial/ethnic, economic, political, religious, etc.)?



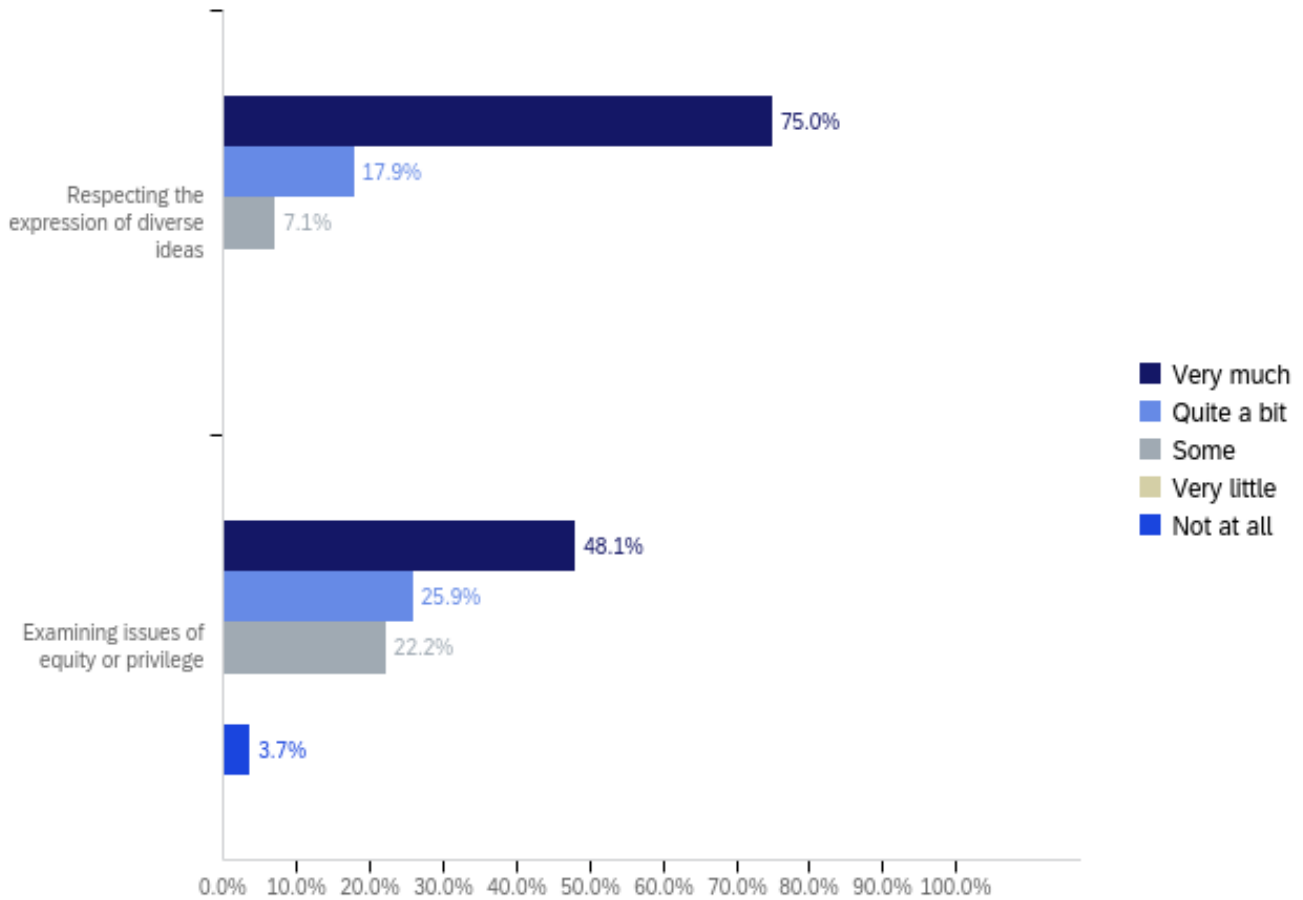
Answer	%	Count
Very often	78.6%	22
Often	14.3%	4
Sometimes	7.1%	2
Never	0.0%	0
Total	100%	28

To what extent do you agree or disagree with the following statements about your Study Abroad experience?



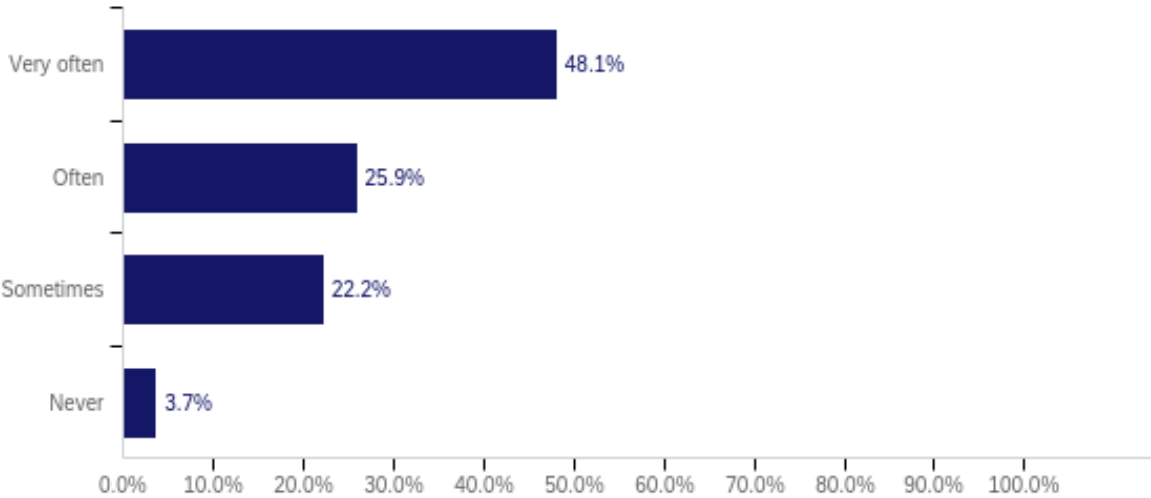
Question	Strongly agree	Agree	Disagree	Strongly disagree	Total
I feel [felt] comfortable being myself while participating in this experience.	57.1% 16	39.3% 11	3.6% 1	0.0% 0	28
I feel [felt] valued while participating in this experience.	42.9% 12	50.0% 14	7.1% 2	0.0% 0	28
I feel [felt] like part of a community while participating in this experience.	50.0% 14	42.9% 12	3.6% 1	3.6% 1	28

How much does [did] the Study Abroad experience emphasize the following?



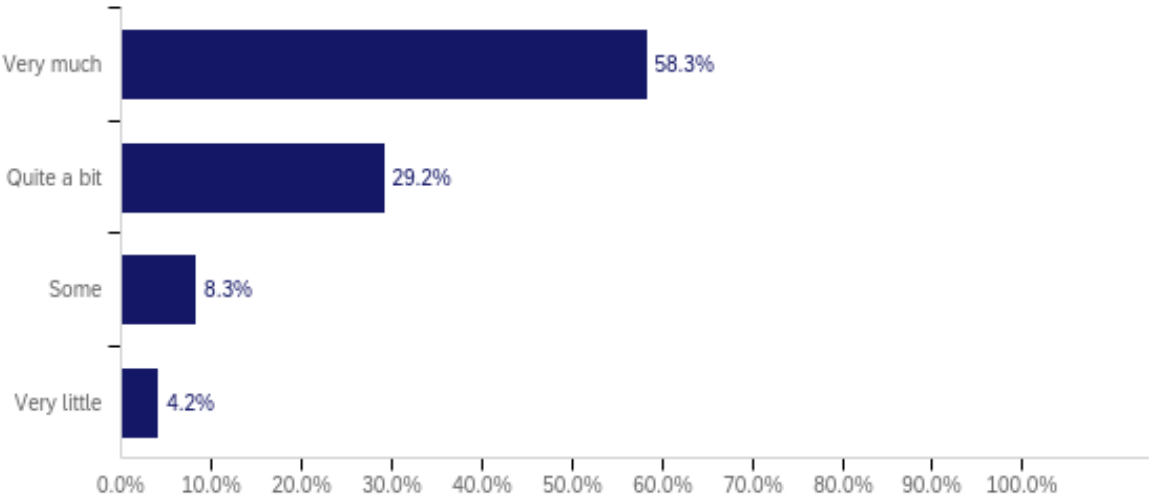
Question	Very much	Quite a bit	Some	Very little	Not at all	Total					
Respecting the expression of diverse ideas	75.0%	21	17.9%	5	7.1%	2	0.0%	0	0.0%	0	28
Examining issues of equity or privilege	48.1%	13	25.9%	7	22.2%	6	0.0%	0	3.7%	1	27

As part of Study Abroad, about how often did [do] you meet with a faculty or staff member from this institution?



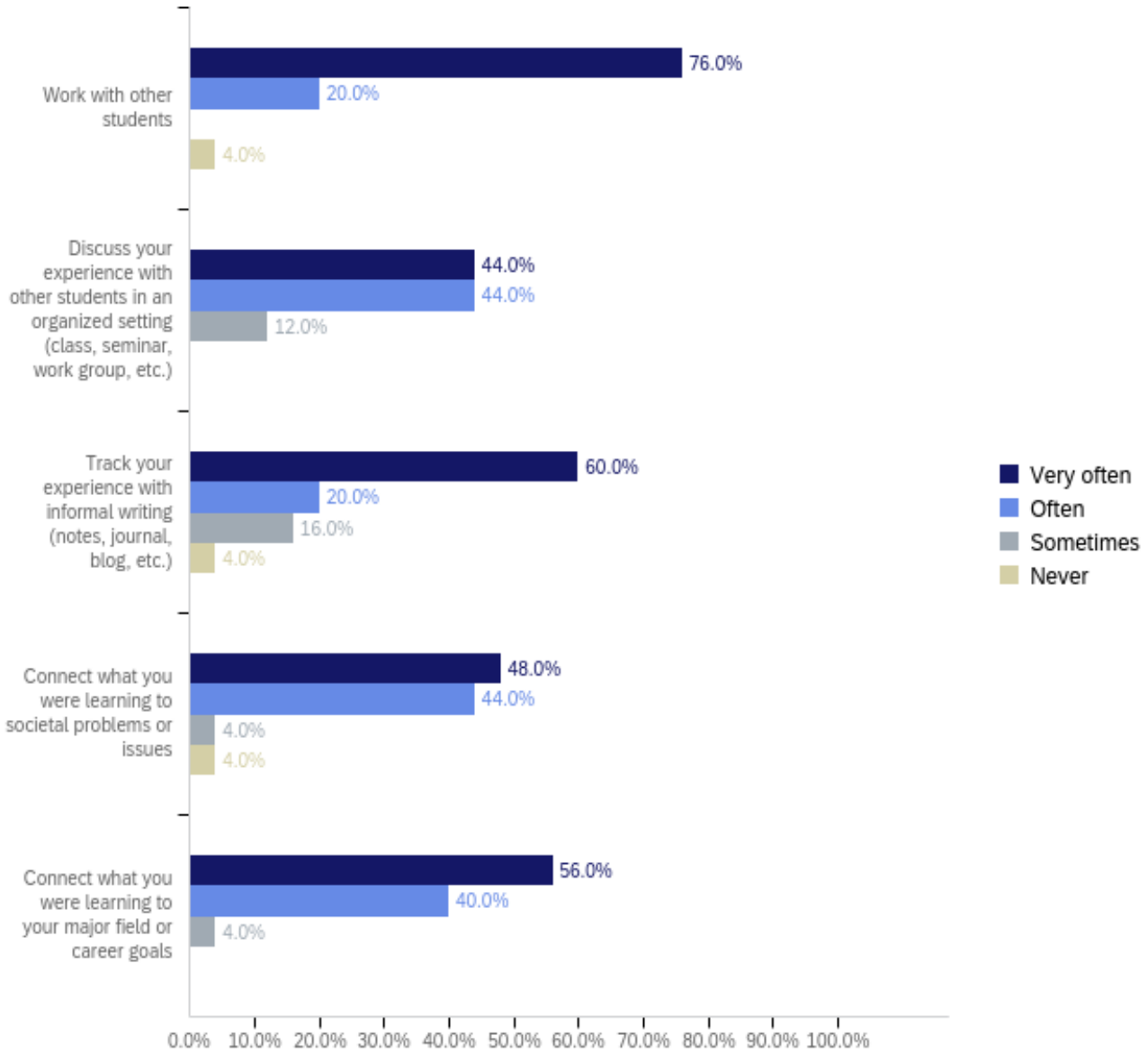
Answer	%	Count
Very often	48.1%	13
Often	25.9%	7
Sometimes	22.2%	6
Never	3.7%	1
Total	100%	27

To what extent did [do] these meetings focus on what you were [are] learning in this experience?



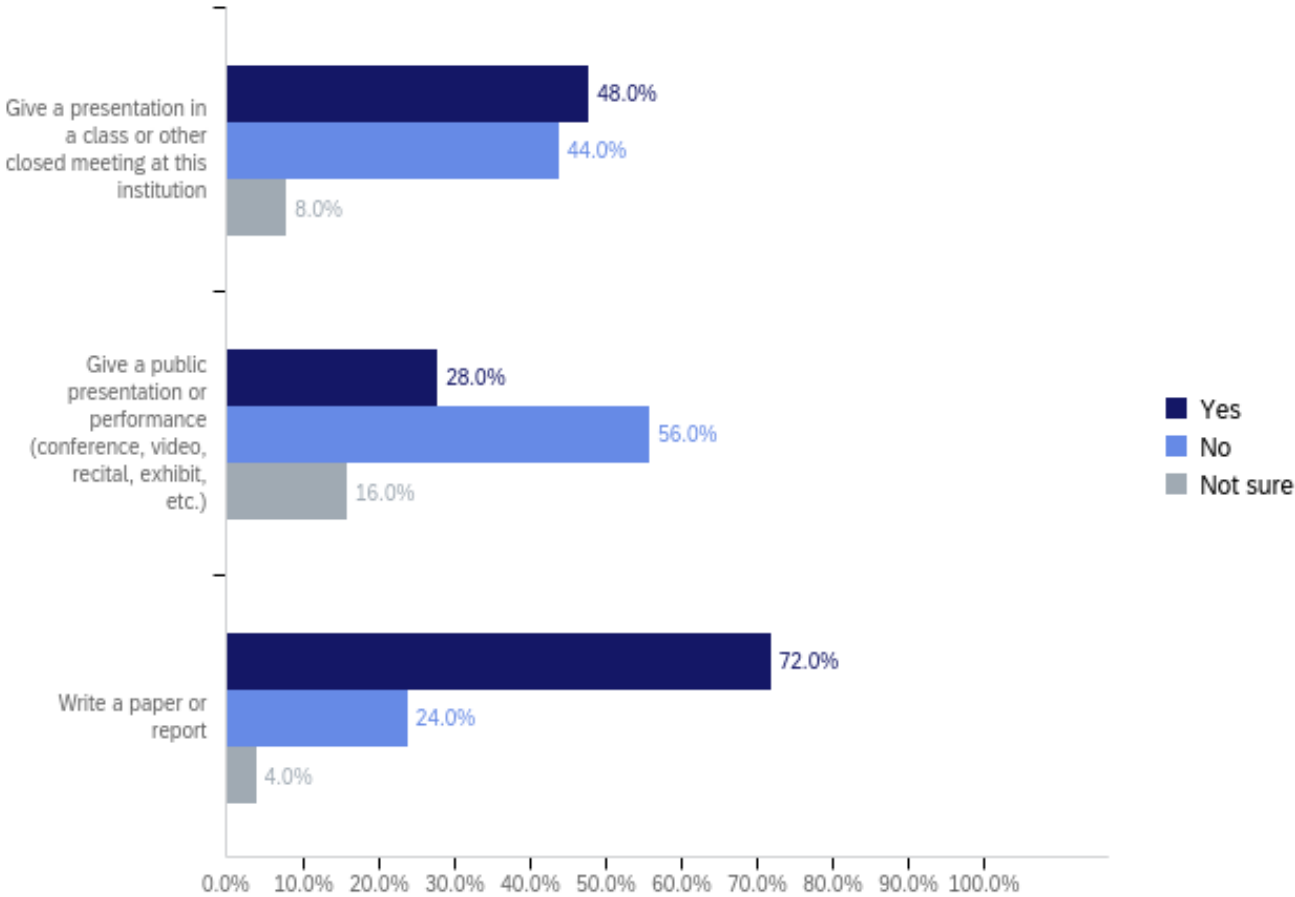
Answer	%	Count
Very much	58.3%	14
Quite a bit	29.2%	7
Some	8.3%	2
Very little	4.2%	1
Total	100%	24

As part of Study Abroad, about how often did you do [have you done] the following?



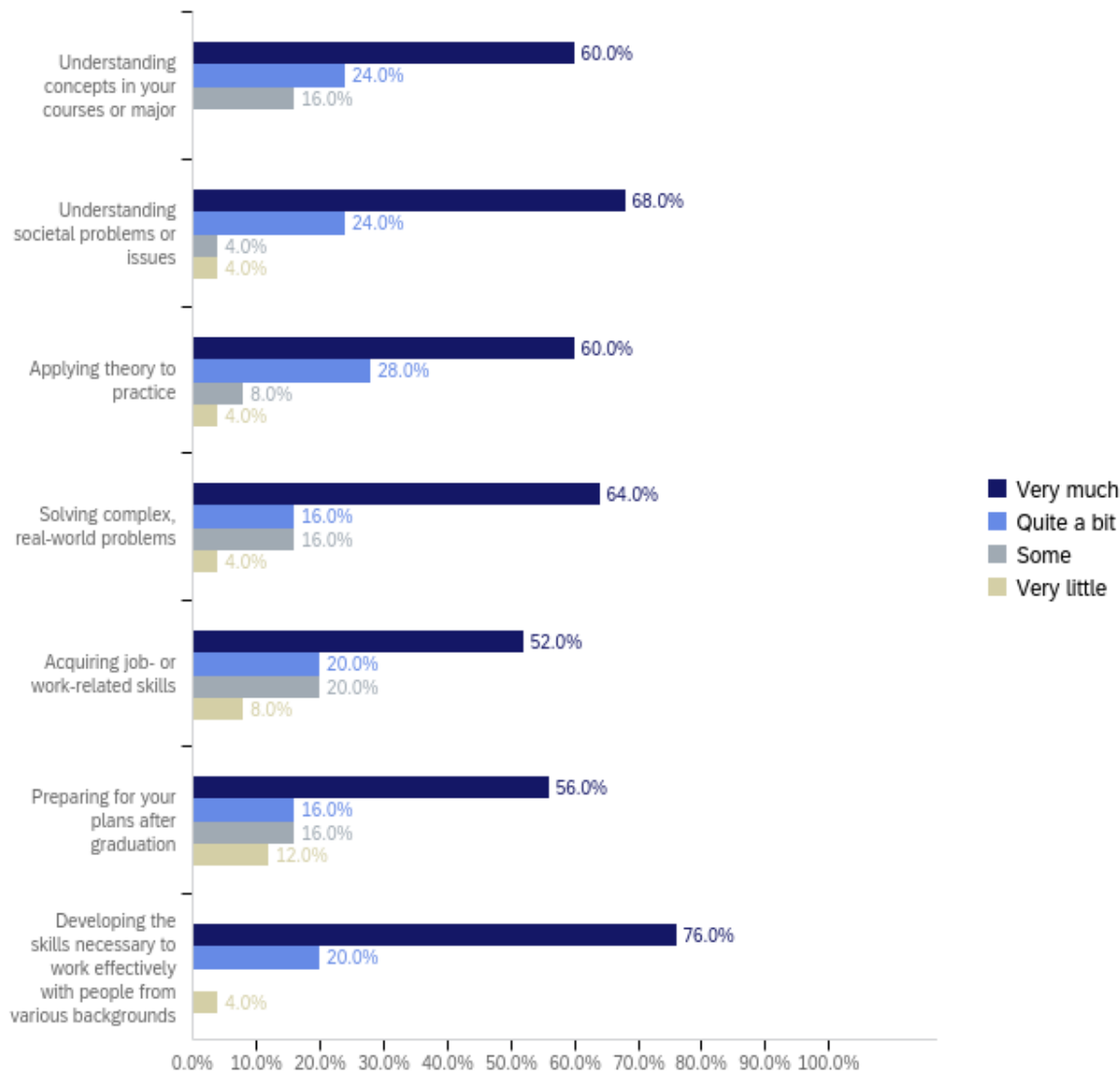
Question	Very often	Often	Sometimes	Never	Total
Work with other students	76.0% 19	20.0% 5	0.0% 0	4.0% 1	25
Discuss your experience with other students in an organized setting (class, seminar, work group, etc.)	44.0% 11	44.0% 11	12.0% 3	0.0% 0	25
Track your experience with informal writing (notes, journal, blog, etc.)	60.0% 15	20.0% 5	16.0% 4	4.0% 1	25
Connect what you were learning to societal problems or issues	48.0% 12	44.0% 11	4.0% 1	4.0% 1	25
Connect what you were learning to your major field or career goals	56.0% 14	40.0% 10	4.0% 1	0.0% 0	25

At or near the conclusion of Study Abroad, which of the following did you do [will you have done]?



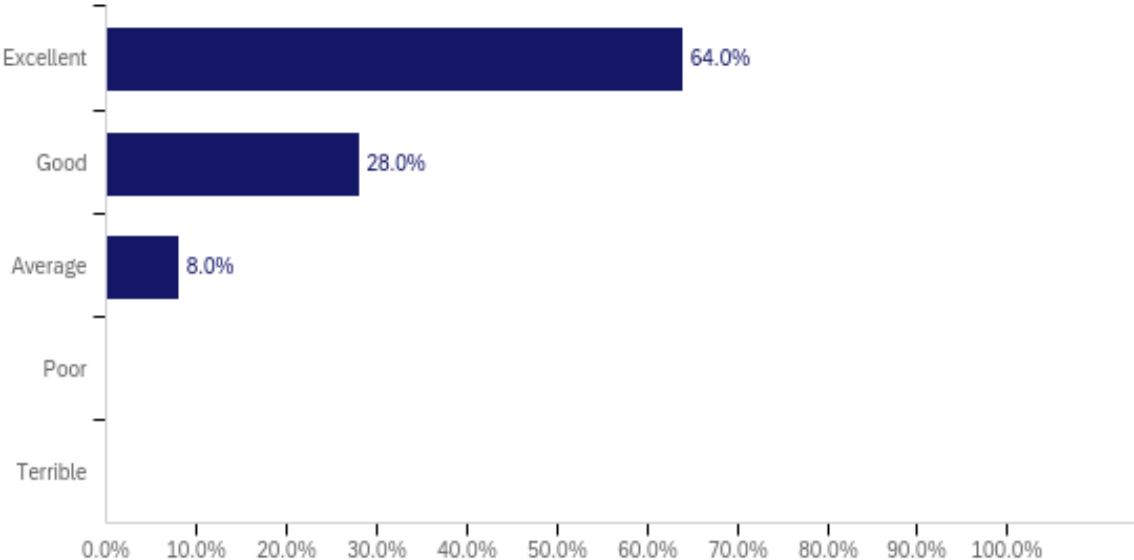
Question	Yes		No		Not sure		Total
Give a presentation in a class or other closed meeting at this institution	48.0%	12	44.0%	11	8.0%	2	25
Give a public presentation or performance (conference, video, recital, exhibit, etc.)	28.0%	7	56.0%	14	16.0%	4	25
Write a paper or report	72.0%	18	24.0%	6	4.0%	1	25

To what extent has this Study Abroad Program contributed to your knowledge, skills, and personal development in the following areas?



Question	Very much	Quite a bit	Some	Very little	Total
Understanding concepts in your courses or major	60.0%	24.0%	16.0%	0.0%	25
Understanding societal problems or issues	68.0%	24.0%	4.0%	4.0%	25
Applying theory to practice	60.0%	28.0%	8.0%	4.0%	25
Solving complex, real-world problems	64.0%	16.0%	16.0%	4.0%	25
Acquiring job- or work-related skills	52.0%	20.0%	20.0%	8.0%	25
Preparing for your plans after graduation	56.0%	16.0%	16.0%	12.0%	25
Developing the skills necessary to work effectively with people from various backgrounds	76.0%	20.0%	0.0%	4.0%	25

Overall, how would you evaluate the quality of this Study Abroad experience?



Answer	%	Count
Excellent	64.0%	16
Good	28.0%	7
Average	8.0%	2
Poor	0.0%	0
Terrible	0.0%	0
Total	100%	25