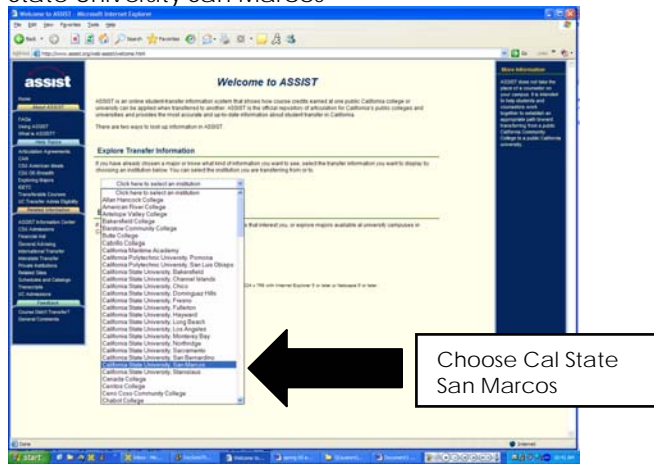


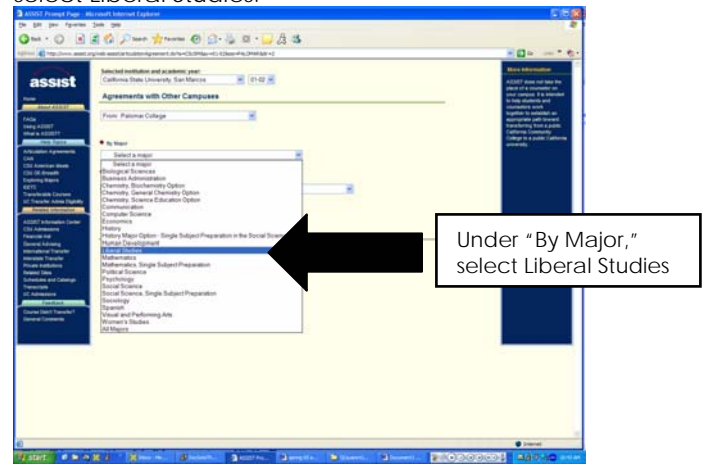
How to use www.assist.org for LIBERAL STUDIES majors

Articulation agreements are made between a university and another accredited college or university. These agreements tell you which courses taken at an outside institution will fulfill specific lower-division Liberal Studies major requirements.

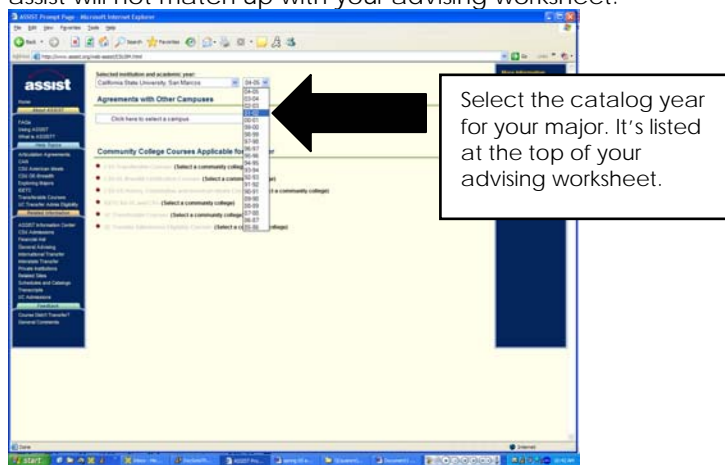
Step 1 On the Assist home page, select California State University San Marcos



Step 4 Choose the "By Major" drop-down menu and select Liberal Studies.



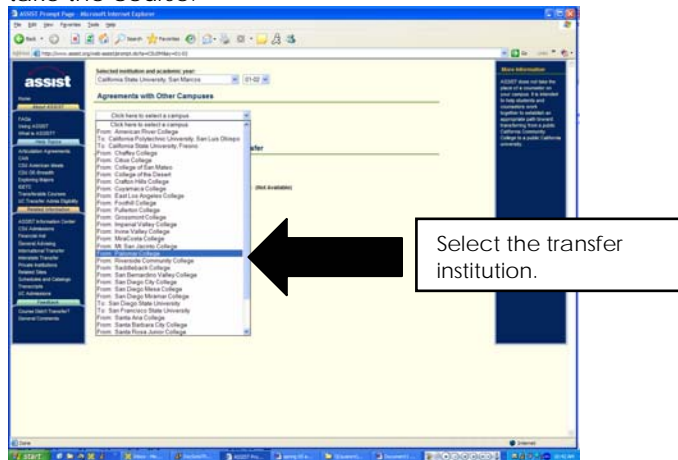
Step 2 Select your *catalog year* for the major. Students following the ESM should select 04-05. If you choose the wrong year, the requirements listed on assist will not match up with your advising worksheet.



Step 5 The next screen will display the articulation agreement for your catalog year. Read the notes at the top of the agreement. Select transfer courses only from this list. If you want to take a course that is not on this list, get approval from your advisor BEFORE enrolling.



Step 3 Under Agreements with Other Campuses, select the transfer institution where you took or plan to take the course.



Step 6 After your grade is posted for the course(s), send an official transcript to the office of Enrollment Services.

Transfer approvals for Special Field or Depth of Study courses are completed with a faculty advisor.