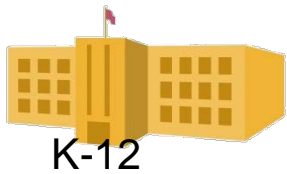


The CSU Graduation Initiative

**CSU Board of Trustees
Item 2 Committee on Educational Policy
November 12-13, 2014**

**Ephraim P. Smith, Executive Vice Chancellor & Chief Academic Officer
Ken O'Donnell, Senior Director, Student Engagement and Academic Initiatives & Partnerships
Ed Sullivan, Assistant Vice Chancellor, Academic Research and Resources**

Graduation Initiative



opportunity
quality
success



PPIC

PUBLIC POLICY
INSTITUTE OF CALIFORNIA

Closing the Gap

Meeting California's Need for
College Graduates

Hans Johnson • Ria Sengupta

with contributions from Patrick Murphy

Supported with funding from The William and Flora Hewlett Foundation

CA2025

PPIC is a private, nonprofit organization. It does not take or support positions on any ballot measures or on any local, state, or federal legislation, nor does it endorse, support, or oppose any political parties or candidates for public office.

Copyright © 2009 by Public Policy Institute of California. All rights reserved. San Francisco, CA

Short sections of text, not to exceed three paragraphs, may be quoted without written permission provided that full attribution is given to the source and the above copyright notice is included.

Research publications reflect the views of the authors and not necessarily those of the staff, officers, or the Board of Directors of the Public Policy Institute of California.

target graduation year: 2025

“By 2020, America will once again have the highest proportion of college graduates in the world.”

February 24, 2009



The California State University

GRADUATION INITIATIVE 2025

target graduation year: 2025

freshman six-year




2019

freshman four-year



2021

transfer two-year



2023

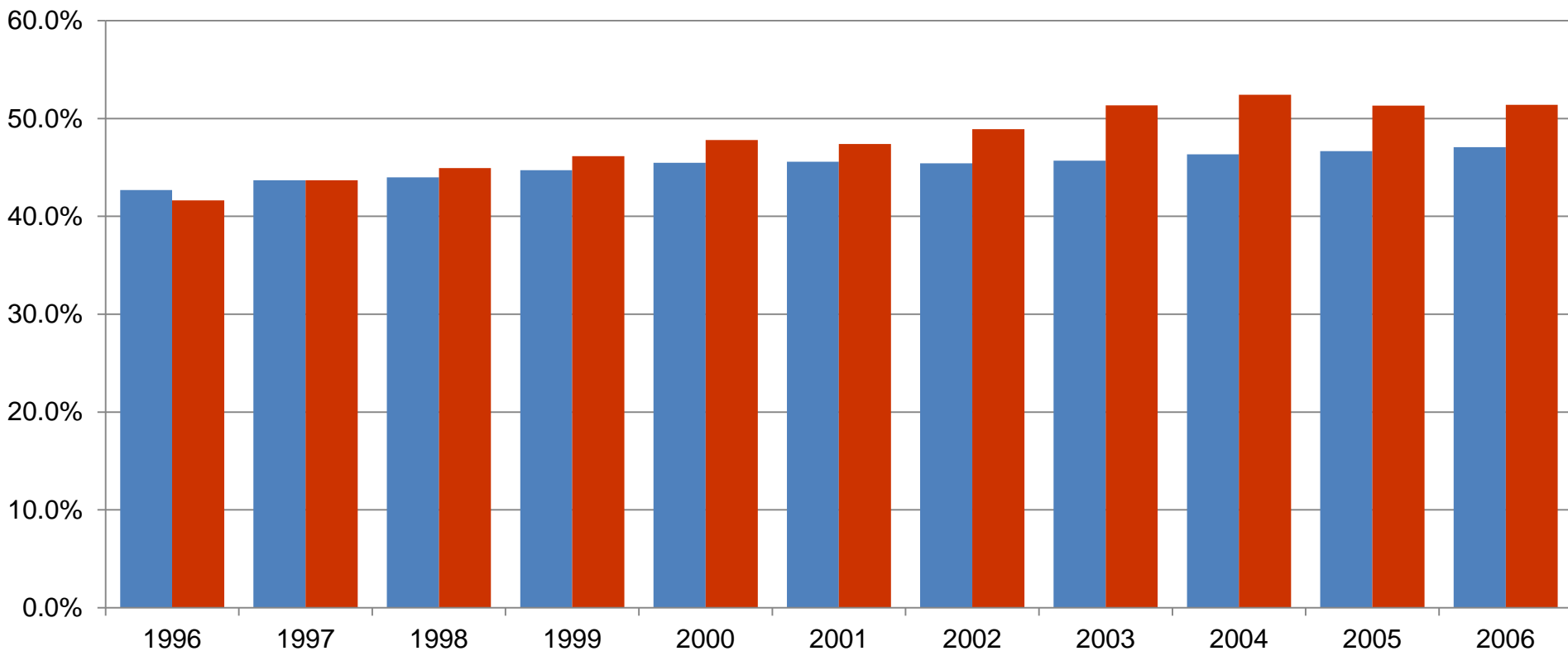
different target cohorts
(by entering term)



The California State University

GRADUATION INITIATIVE 2025

6-Year Graduation Rates Public Comprehensive Universities other than CSU vs. California State University

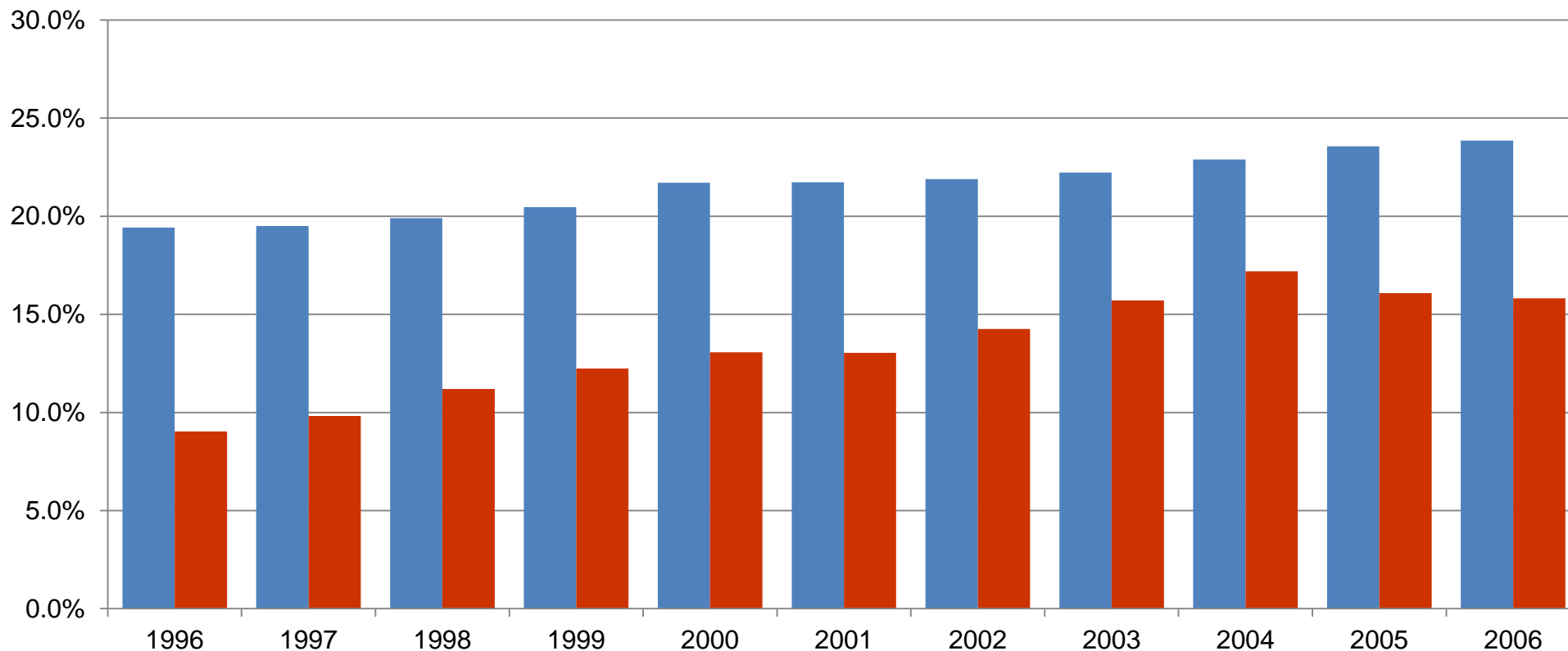




The California State University

GRADUATION INITIATIVE 2025

4-Year Graduation Rates Public Comprehensive Universities other than CSU vs. California State University

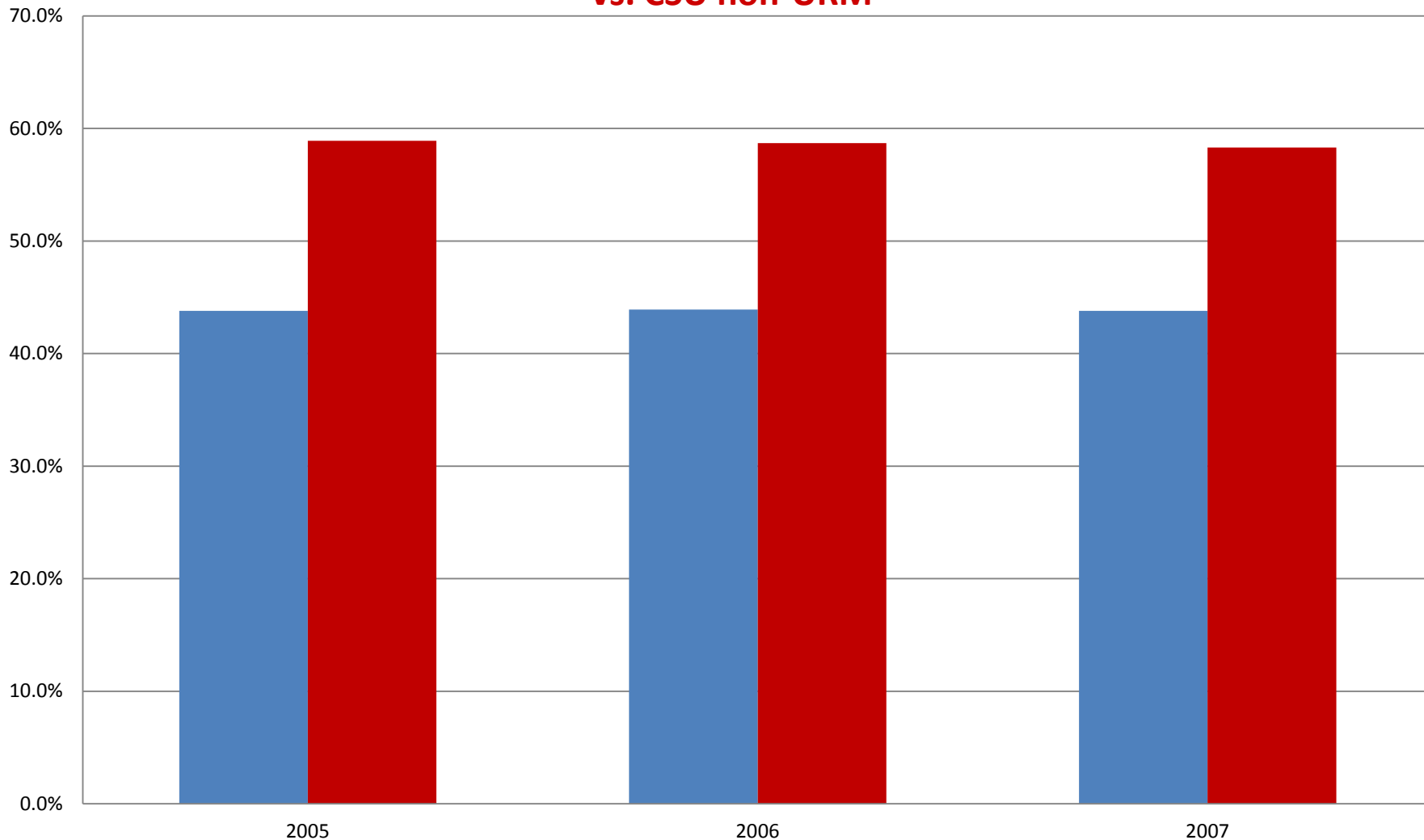




The California State University

GRADUATION INITIATIVE 2025

6-Year Graduation Rates: gaps by ethnicity CSU URM (African-American, Native American, Latino) vs. CSU non-URM



October 15, 2014

California State University System

The CSU Student Success Dashboard is an interactive data presentation tool that allows users to explore key student progress indicators across the CSU. The dashboard aims to promote data-driven campus conversations about what's working well, and what needs to improve to increase student success.

Campus Trends and Opportunities for Action



Demographics

87%

Increase in the number of CSU students identified as Not-Proficient at Entry, Pell Eligible, and URM

Explore the Data



Achievement Gap

13.4

Average percentage point gap between CSU Underrepresented Minority (URM) and non-URM freshman 6-year graduation rates

Explore the Data



Transfer Students

10X

Times increase in CSU Associate Degree for Transfer students from 2012-2013

Explore the Data



Graduation Rates

6%

Percent of CSU System freshmen who leave before completing and graduate from other institutions

Explore the Data

Freshmen

Transfers

Current Progress

- Graduation Initiative Goals
- Leading Indicators & Predictors
- High-Impact Practices

Historical Reports

- Demographics
- Persistence/Graduation Rates
- Achievement Gap
- Proficiency at Entry
- STEM Majors

Comparative Analysis

- CSU/National Peers
- CSU Majors & Disciplines

Custom Reports

- Download Data
- WASC Tables

About This Site

- Usage Tips
- Acronyms, Definitions & Models

Faculty

How are students in your major doing?

2025

Find out about Graduation Initiative 2025



Learn about Graduation Rate Progress

CSU

The California State University

GRADUATION INITIATIVE 2025

October 15, 2014

January, 2015



