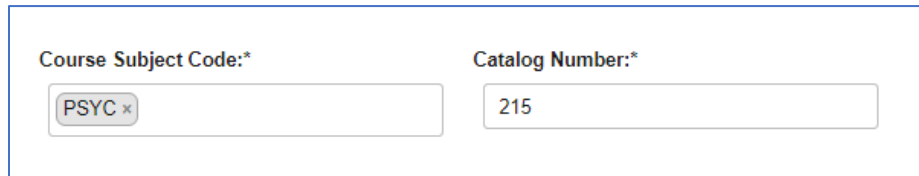


How to Run an Impact Report

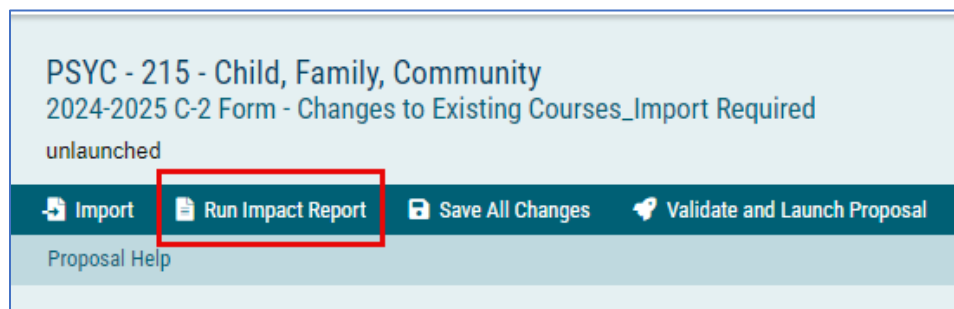
1. Enter the course subject code and number. This information, at minimum, must be entered to run the impact report.



Course Subject Code:* Catalog Number:*

PSYC x 215

2. In your proposal, click on the “Run Impact Report” button:

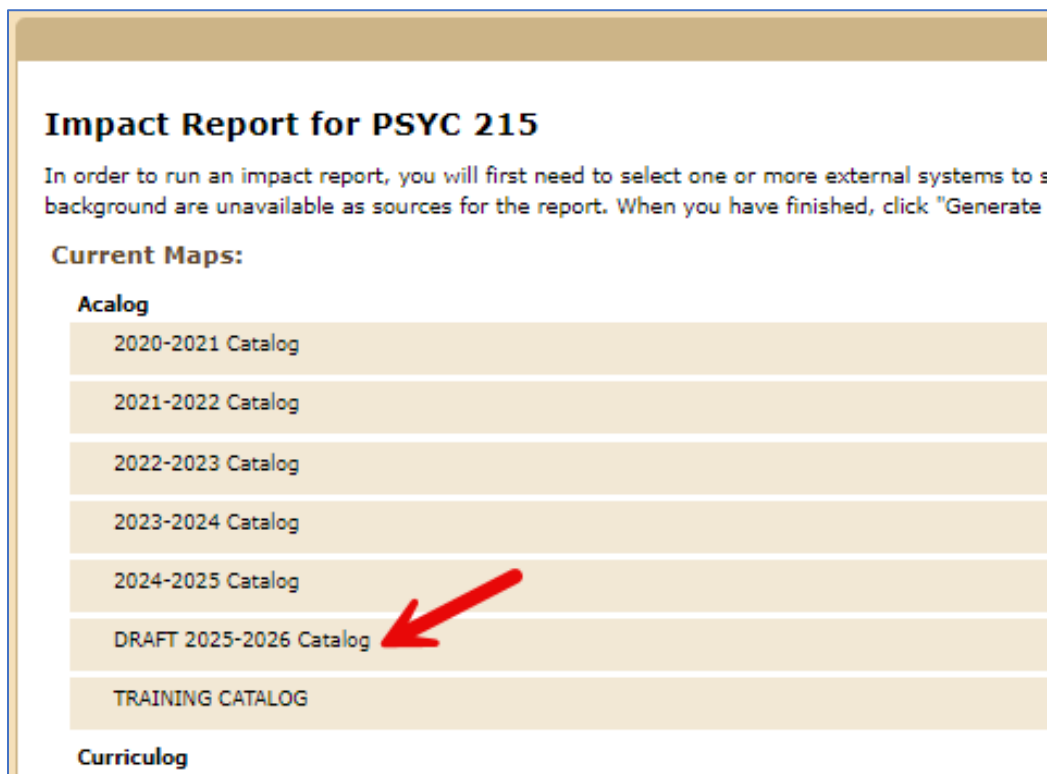


PSYC - 215 - Child, Family, Community
2024-2025 C-2 Form - Changes to Existing Courses_Import Required
unlaunched

Import **Run Impact Report** Save All Changes Validate and Launch Proposal

Proposal Help

3. From the pop-up window, click on the most current catalog (even if it's not published yet):



Impact Report for PSYC 215

In order to run an impact report, you will first need to select one or more external systems to see if the background are unavailable as sources for the report. When you have finished, click "Generate Report".

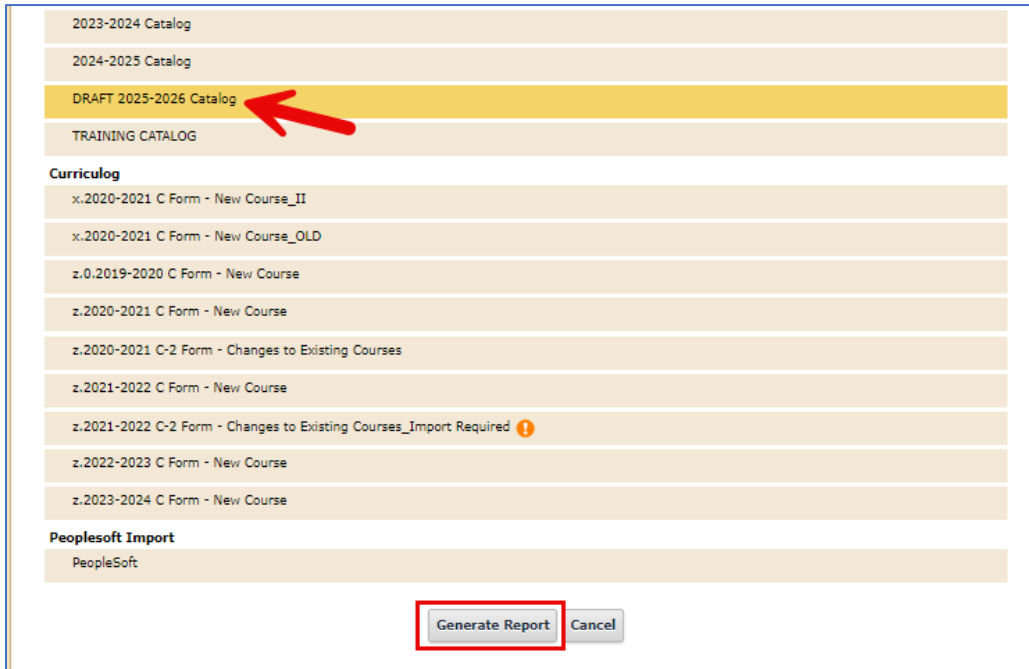
Current Maps:

Acalog

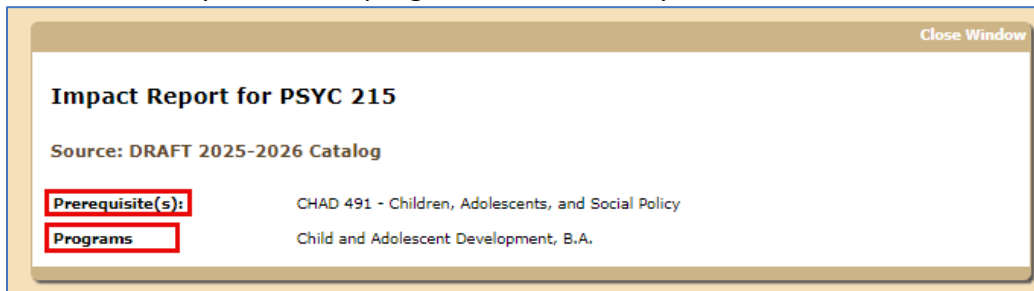
- 2020-2021 Catalog
- 2021-2022 Catalog
- 2022-2023 Catalog
- 2023-2024 Catalog
- 2024-2025 Catalog
- DRAFT 2025-2026 Catalog**
- TRAINING CATALOG

Curriculog

4. Then click “Generate Report”:



5. It will return any courses or programs that include your course:



6. Then you can search in the [online catalog](#) itself for those specific courses or programs to determine the exact impact. For example:

