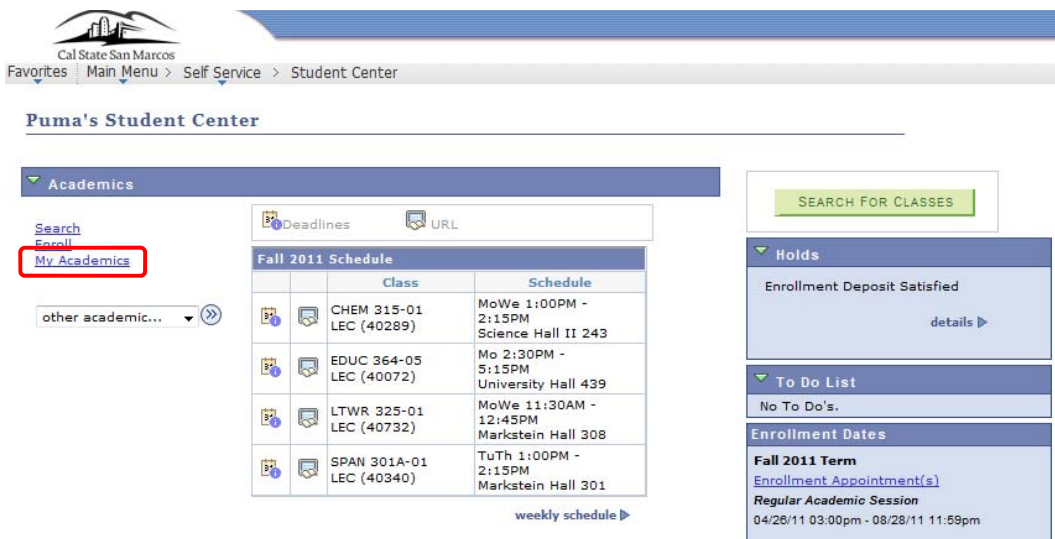


Academic Requirements Report (ARR)

Overview From your Student Center, you can view your Academic Requirements Report. This report tracks the completion of all degree requirements.

- 1) From your Student Center page, click “My Academics”.



Cal State San Marcos
Favorites | Main Menu > Self Service > Student Center

Puma's Student Center

Academics

Search
Enroll
My Academics
other academic... >>

Deadlines URL

Fall 2011 Schedule

	Class	Schedule
📅	CHEM 315-01 LEC (40289)	MoWe 1:00PM - 2:15PM Science Hall II 243
📅	EDUC 364-05 LEC (40072)	Mo 2:30PM - 5:15PM University Hall 439
📅	LTWR 325-01 LEC (40732)	MoWe 11:30AM - 12:45PM Markstein Hall 308
📅	SPAN 301A-01 LEC (40340)	TuTh 1:00PM - 2:15PM Markstein Hall 301

weekly schedule ▶

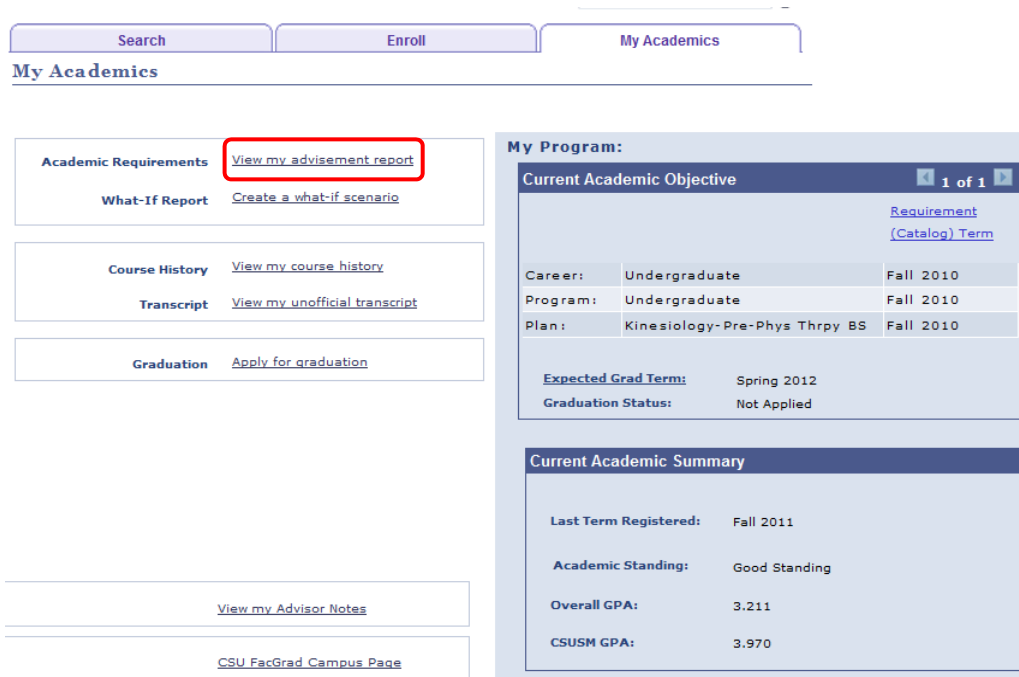
SEARCH FOR CLASSES

Holds
Enrollment Deposit Satisfied
details ▶

To Do List
No To Do's.

Enrollment Dates
Fall 2011 Term
Enrollment Appointment(s)
Regular Academic Session
04/26/11 03:00pm - 08/28/11 11:59pm

- 2) Click “View my advisement report”.



Search Enroll **My Academics**

My Academics

Academic Requirements **View my advisement report**
What-If Report Create a what-if scenario

Course History View my course history
Transcript View my unofficial transcript

Graduation Apply for graduation

View my Advisor Notes
CSU FacGrad Campus Page

My Program:




Current Academic Objective 1 of 1
Requirement (Catalog) Term


Career:	Undergraduate	Fall 2010
Program:	Undergraduate	Fall 2010
Plan:	Kinesiology-Pre-Phys Thrpy BS	Fall 2010

Expected Grad Term: Spring 2012
Graduation Status: Not Applied


Current Academic Summary

Last Term Registered:	Fall 2011
Academic Standing:	Good Standing
Overall GPA:	3.211
CSUSM GPA:	3.970




- 3) Your ARR may take a few seconds to load. This report is used during your graduation evaluation. It is updated after registration, after grades are posted, after you declare or change your major/minor and after transfer credit has been evaluated.
- 4) Reading your ARR:
 -  A green circle indicates the requirement is MET.
 -  A yellow diamond indicates the requirement is IN PROGRESS.
 -  A red square indicates you STILL NEED to meet the requirement.


▼ PSYCHOLOGY PRIMARY MAJOR B.A.(RG-007) 

PSYCHOLOGY PRIMARY MAJOR B.A. (2009-Fall 2014 Catalog) (RG-007)



PREPARATION COURSES (R-0017) 

PSYCHOLOGY MAJOR PREPARATION COURSES - 3 Courses Required (R-0017)


- ▶ PSYC 100 (LN-0010) 
- ▶ PSYC 220 (LN-0020) 
- ▶ PSYC 230 (LN-0030) 





CORE COURSES (R-0018) 

PSYCHOLOGY MAJOR CORE COURSES - 5 Courses Required (R-0018)

- ▶ PSYC 332 (LN-0010) 
- ▼ PSYC 360 (LN-0020) 
 - PSYC 360 - 1 Course Required
 - Courses: 1 required, 1 taken, 0 needed

The following courses were used to satisfy this requirement:

Course	Description	Units	When	Grade	Status
PSYC 360	BIOPSYCHOLOGY	3.00	Fall 2015		

View All |  First  1 of 1  Last
- ▼ PSYC 362 (LN-0030) 
 - PSYC 362 - 1 Course Required
 - Courses: 1 required, 0 taken, 1 needed

5) ARR Correction Form

If you find an error in your ARR, submit an ARR Correction Form by following the “ARR CORRECTION FORM” link at the top of your report.

▼ General Information

This Academic Requirements Report (ARR) is designed to assist students and academic advisors in monitoring and tracking degree requirements toward graduation. Run and review this ARR whenever you make changes regarding your majors or minors because this can impact how courses are used to meet requirements. **THIS REPORT ALSO ACTS AS YOUR GRADUATION EVALUATION!**

The ARR is not an academic transcript. Students are responsible for meeting all requirements for their degree and are encouraged to run this report frequently to monitor progress toward a degree. UNDERGRADUATE Students may submit discrepancies via the ARR Correction Form (Please allow 2-3 weeks for responses and/or processing time): [ARR CORRECTION FORM](#)