

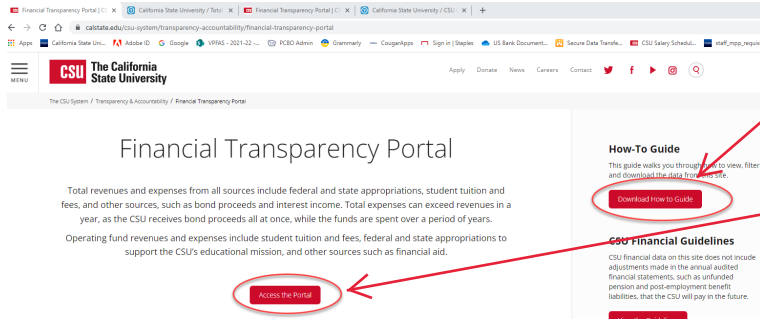
CSU FINANCIAL TRANSPARENCY PORTAL

(Pulling report from CSUSM Operating Fund Annual Expenses)

Portal URL

<https://www.calstate.edu/csu-system/transparency-accountability/financial-transparency-portal>

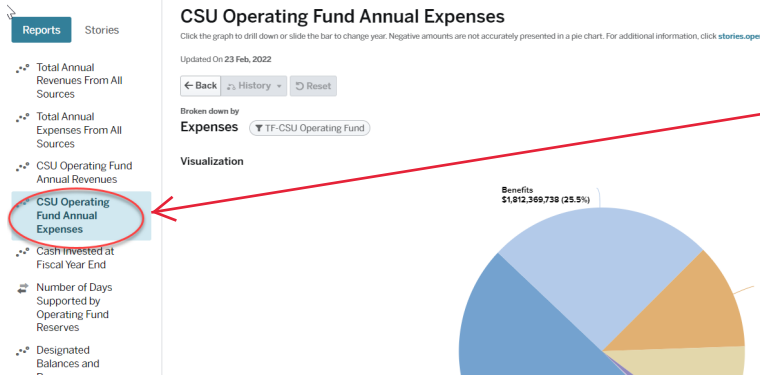
1.



How to Guide

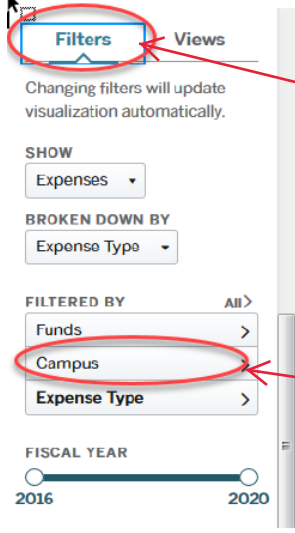
Click
Access the Portal

2.



Click
CSU Operating Fund
Annual Expenses

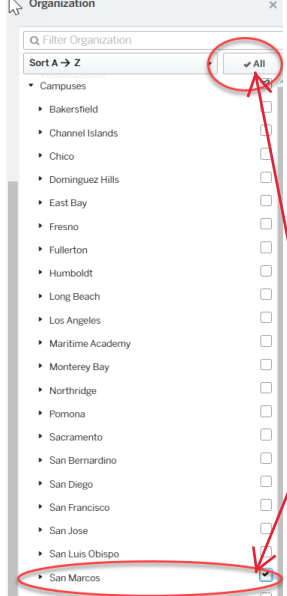
3.



Click
Filters

Click
Campus

4.



Click
Deselect All Campuses

Click
Select San Marcos

5.

Sample Report

Data	2016-17 Actual	2017-18 Actual	2018-19 Actual	2019-20 Actual	2020-21 Actual
Expand All					
▶ State Appropriations	\$ 3,293,552,681	\$ 3,486,275,322	\$ 3,790,513,604	\$ 4,367,120,800	\$ 3,716,887,807
▶ Tuition and Fees	3,538,516,366	3,752,651,287	3,749,940,670	3,774,527,392	3,838,001,607
▶ Bonds and Notes Proceeds	1,537,572,628	168,905,000	864,317,152	1,771,070,845	1,536,374,892
▶ Other Revenues	741,316,466	755,071,345	877,465,754	854,486,610	1,139,613,921
▶ Sales and Services	851,418,478	902,192,158	949,298,193	845,593,977	459,946,333
▶ Gifts, Grants, and Contracts	114,546,677	144,236,098	152,891,698	381,196,593	1,101,124,887
▶ Net Transfers	59,240,976	63,460,339	68,022,463	40,440,126	13,121,031
Total	\$ 10,136,164,272	\$ 9,272,791,549	\$ 10,452,449,534	\$ 12,034,436,342	\$ 11,805,070,478