



2022 CSU San Marcos CSS

Office of the Vice President, Finance & Administrative Services

Supports the FAS Division, oversees strategic planning and management of division resources and provides a wide range of services, including maintaining University policies, procedures and guidelines, coordinating systemwide audits, overseeing Clery compliance, processing public records act requests, and implementing division-wide quality improvement initiatives.

2022

30
respondents

2019

47 respondents

Strengths

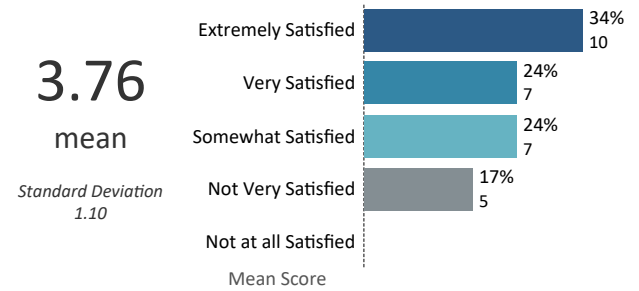
- Responds to Requests Within an Acceptable Time Frame
- Helpful Staff
- Knowledgeable Staff

Opportunities

- Understands My Needs and Requirements
- Moving in a Positive Direction
- Facilitates Problem Resolution

Overall Satisfaction

Thinking of your OVERALL experience with this department, how would you rate your satisfaction with it during the past 12 months in meeting your department's needs?



Mean Scores **Below 3.00 - Low** | **3.00 to 3.59 - Marginal** | **3.60 to 4.29 - Good** | **4.30 & above - Excellent**

#	Question	2018	2019	2022		2022 change from prior year
1	Thinking of your OVERALL experience with the Office of the Vice President, Finance and Administrative Services (VPFAS), how would you rate your satisfaction with it during past 12 m..	4.57	4.38	3.76	★	↓
2	Understands my needs and requirements	4.37	4.33	3.59	★	↓
3	Accessible to customers (via phone, voicemail, e-mail, etc.)	4.53	4.52	4.04		↓
4	Responsive to requests within an acceptable time frame	4.57	4.44	4.07		↓
5	Provides effective advice, support, and guidance	4.64	4.27	3.67		↓
6	Facilitates problem resolution	4.57	4.41	3.67	★	↓
7	Knowledgeable staff	4.60	4.58	4.07		↓
8	Helpful staff	4.66	4.48	4.14		↓
9	Effectively uses website to provide access to information and services	4.42	4.36	3.78		↓
10	Moving in a positive direction to meet my needs	4.52	4.33	3.50	★	↓

Background

- 4th annual Customer Satisfaction Survey
- Survey Period: April 18 - May 20, 2022; 22 departments participated
-
-
-
- and 3 open-ended questions (like, improve, recognition)
- Contact vpfas@csusm.edu for questions about this report or additional analysis of survey data

★ Change from prior year is statistically significant

Change - Increase/Decrease of 0.09 or greater



Supports the FAS Division, oversees strategic planning and management of division resources and provides a wide range of services, including maintaining University policies, procedures and guidelines, coordinating systemwide audits, overseeing Clery compliance, processing public records act requests, and implementing division-wide quality improvement..

2022 Satisfaction Question Response Frequencies

Response Frequencies Breakdown

				Mean
1 Thinking of your OVERALL experience with the Office of the Vice President, Finance and Administrative Services (VPFAS), how would you rate your satisfaction with it during past 12 months?	59% (17)	24% (7)	17% (5)	3.76
2 Understands my needs and requirements	59% (17)	14% (4)	28% (8)	3.59
3 Accessible to customers (via phone, voicemail, e-mail, etc.)	64% (18)	29% (8)	7% (2)	4.04
4 Responsive to requests within an acceptable time frame	64% (18)	29% (8)	7% (2)	4.07
5 Provides effective advice, support, and guidance	56% (15)	15% (4)	30% (8)	3.67
6 Facilitates problem resolution	56% (15)	19% (5)	26% (7)	3.67
7 Knowledgeable staff	69% (20)	21% (6)	10% (3)	4.07
8 Helpful staff	79% (23)	7% (2)	14% (4)	4.14
9 Effectively uses website to provide access to information and services	57% (13)	30% (7)	13% (3)	3.78
10 Moving in a positive direction to meet my needs	50% (13)	23% (6)	27% (7)	3.50

■ Very/Extremely Satisfied
 ■ Somewhat Satisfied
 ■ Not Very/Not At All Satisfied

Mean (Average) Scores - Below 3.00 - Low | 3.00 to 3.59 - Marginal | 3.60 to 4.29 - Good | 4.30 & above - Excellent



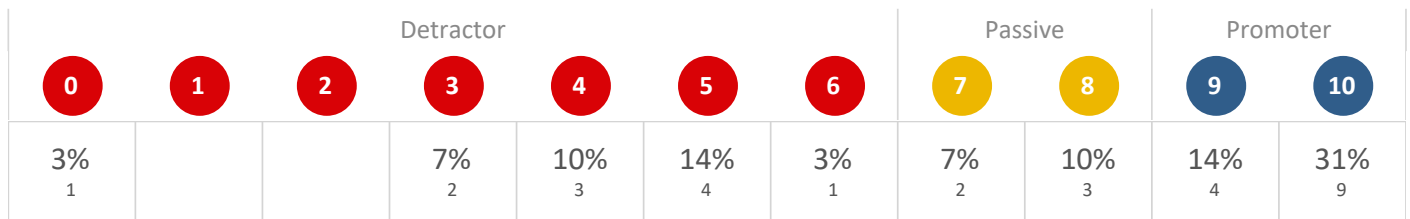
Net Promoter Score

Below 0 - Low | 0-19 - Marginal | 20-49 - Good | 50 & above - Excellent

The Customer Satisfaction Survey includes the question "How likely is it that you would share a positive impression of the Office of the Vice President, Finance and Administrative Services (VPFAS) with others? (10 being extremely likely and 0 being not at all likely)" answered on a scale from 0 to 10. The Net Promoter Score is calculated as follows: the percent falling in the lowest segment (red section below) is subtracted from the percent falling in the highest segment (blue section below) to determine the Net Promoter (NPS) score.

2018	2019	2022
69 NPS	63 NPS	7 NPS
76.9% - 7.7% = 69	70.7% - 7.3% = 63	44.8% - 37.9% = 7

NPS Breakdown for 2022



About NPS

The Net Promoter Score (NPS) is widely used in business to determine growth potential [1]. Different types of customers can have positive or negative effects on the success of the survey unit. The NPS identifies them as follows:

Detractors

Score 0-6 on the Recommend question. These are dissatisfied customers who will not promote or recommend the survey unit at all and may provide negative information to others.

Passives

Score in the neutral sections of the Recommend question (7-8). These are passive, neutral customers, who, while perhaps satisfied, are likely to do nothing to actively contribute to the success of the survey unit.

Promoters

Score 9-10 on the Recommend question. These are satisfied and enthusiastic customers.

The NPS score can potentially range from +100, where all customers are Promoters, to -100, where all customers are Detractors. Evaluation of the NPS is based on the following scale:

- Below 0 – LOW
- 0 to 19 – MARGINAL
- 20 to 49 – GOOD
- 50 & above - EXCELLENT

The cut-off points were developed by examining the distribution of NPS scores from over 300 survey departments rated by over 24,000 total customers from seven Universities (CSU Cal Poly, CSU Chancellor's Office, CSU Fullerton, CSU San Marcos, UC Davis, UC Riverside, and UC San Diego) participating in customer surveys. Along with Overall Satisfaction and unit Strengths and Opportunities, the NPS provides an externally-validated benchmark to help track progress over the course of future evaluations.

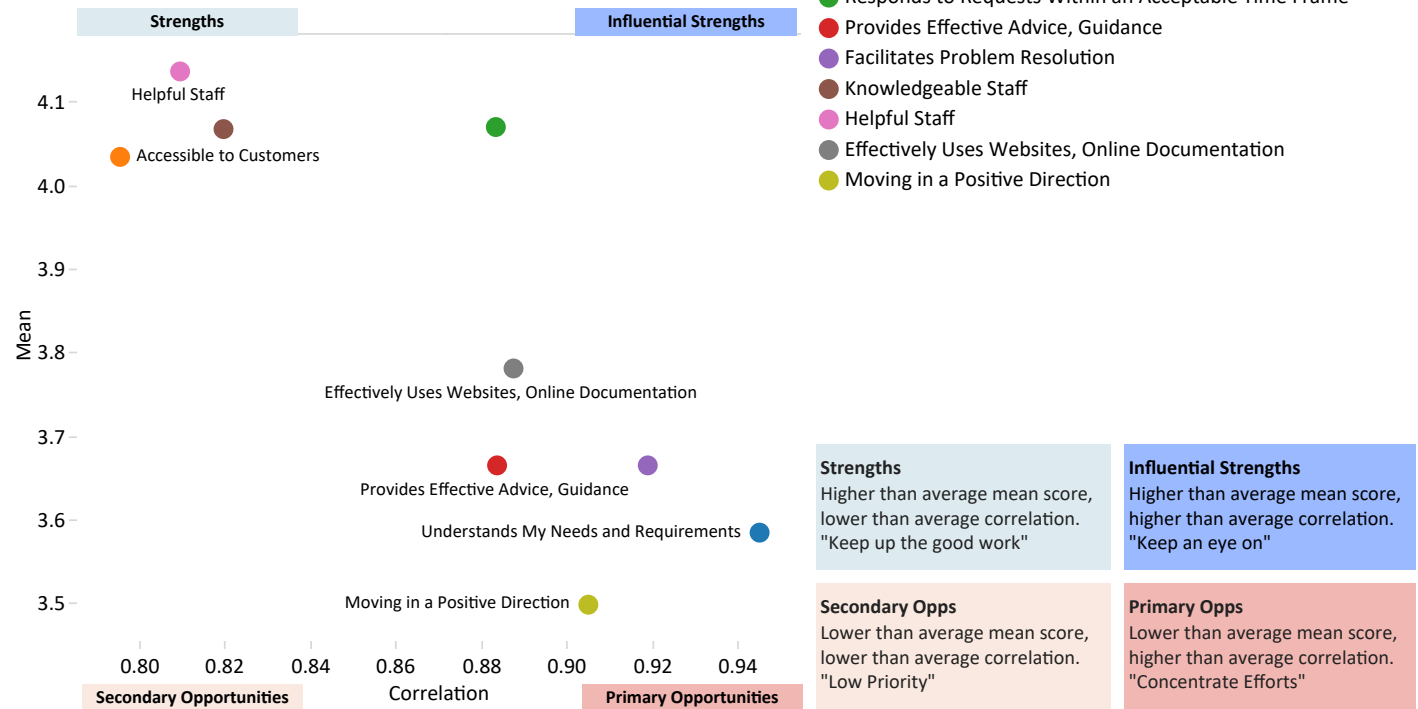
[1] Reichheld, Frederick F. (December 2003). "One Number You Need to Grow". *Harvard Business Review*.



Supports the FAS Division, oversees strategic planning and management of division resources and provides a wide range of services, including maintaining University policies, procedures and guidelines, coordinating systemwide audits, overseeing Clery compliance, processing public records act requests, and implementing division-wide quality improvement initiatives.

Correlation with "Overall Satisfaction"

Strengths and Opportunities by Survey Question With Axes at the Average Question Mean and Average Question by "Overall Satisfaction" Correlation
 Correlation Coefficient Average = 0.87, Mean Average = 3.84



List of Strengths & Opportunities by Question ST - Strength | IS - Influential Strength | PO - Primary Opportunity | SO - Secondary Opportunity

#	Question	Mean	Corr	Str/Opps
2	Understands my needs and requirements	3.59	0.94	PO
3	Accessible to customers (via phone, voicemail, e-mail, etc.)	4.04	0.80	ST
4	Responsive to requests within an acceptable time frame	4.07	0.88	IS
5	Provides effective advice, support, and guidance	3.67	0.88	PO
6	Facilitates problem resolution	3.67	0.92	PO
7	Knowledgeable staff	4.07	0.82	ST
8	Helpful staff	4.14	0.81	ST
9	Effectively uses website to provide access to information and services	3.78	0.89	PO
10	Moving in a positive direction to meet my needs	3.50	0.90	PO



2022 CSU San Marcos CSS

Office of the Vice President, Finance & Administrative Services

Satisfaction Mean Scores by Classification **Below 3.00 - Low** | **3.00 to 3.59 - Marginal** | **3.60 to 4.29 - Good** | **4.30 & above - Excellent**

	Overall Satisfaction	Understands My Needs and Requirements	Accessible to Customers	Responds to Requests Within an Acceptable Time Frame	Provides Effective Advice, Guidance	Facilitates Problem Resolution	Knowledgeable Staff	Helpful Staff	Effectively Uses Websites, Online Documentation	Moving in a Positive Direction
Academic/Faculty	3.00	3.00	3.00	3.00	3.00	2.67	3.33	3.00	3.00	3.00
Staff	3.85 (26)	3.65 (26)	4.16 (25)	4.20 (25)	3.75 (24)	3.79 (24)	4.15 (26)	4.27 (26)	3.90 (20)	3.57 (23)

Number of respondents in parenthesis: (n). The (n) is not shown when the number of respondents is fewer than five
Blank cells: respondents did not provide an answer to the question.



2022 CSU San Marcos CSS

Office of the Vice President, Finance & Administrative Services

Satisfaction Mean Scores by Division and Classification Below 3.00 - Low | 3.00 to 3.59 - Marginal | 3.60 to 4.29 - Good | 4.30 & above - Excellent

		Overall Satisfaction	Understands My Needs and Requirements	Accessible to Customers	Responds to Requests Within an Acceptable Time Frame	Provides Effective Advice, Guidance	Facilitates Problem Resolution	Knowledgeable Staff	Helpful Staff	Effectively Uses Websites, Online Documentation	Moving in a Positive Direction
Academic Affairs	Academic/Faculty	3.00	3.00	3.00	3.00	3.00	2.67	3.33	3.00	3.00	3.00
	Staff	3.40 (5)	3.00 (5)	3.60 (5)	3.80 (5)	2.67	3.25	4.00 (5)	3.80 (5)	3.50	3.25
Finance and Administrative Services	Staff	4.00 (14)	3.93 (14)	4.43 (14)	4.36 (14)	4.00 (14)	4.00 (14)	4.43 (14)	4.57 (14)	4.44 (9)	4.00 (13)
Student Affairs	Staff	4.00 (6)	3.83 (6)	4.00 (6)	4.17 (6)	4.17 (6)	3.67 (6)	4.00 (6)	4.00 (6)	3.83 (6)	3.20 (5)
University Advancement	Staff	3.00	2.00			1.00		2.00	4.00	1.00	1.00

Number of respondents in parenthesis: (n). The (n) is not shown when the number of respondents is fewer than five.
Blank cells: respondents did not provide an answer to the question.