



2020 - FAS Employee Engagement Survey

University Police - 20000

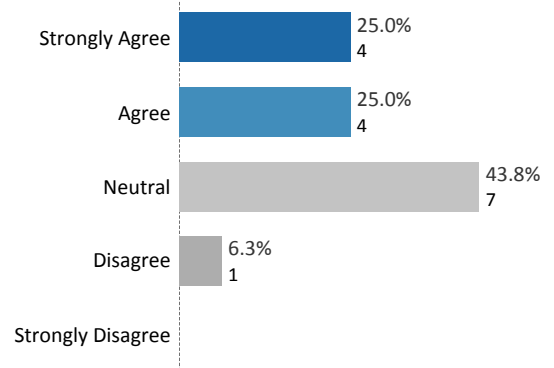
2020
16 respondents
44% of 36 invited

2019 21 respondents
50% of 42 invited
2018 25 respondents
60% of 42 invited

3.88 mean score for 54 questions (scale 1-5)
2 questions in the excellent range (4.3 or greater)

Strengths	Opportunities
45 Treats with Respect	16 Adequate Staffing
51 Know How to Use Tools	48 Total Compensation
11 Contributes to Dept's Mission	4 Faculty Value Contributions
35 Recommends without Fear	9 Career Advancement
46 Supportive of Personal Issues	2 Valued Member

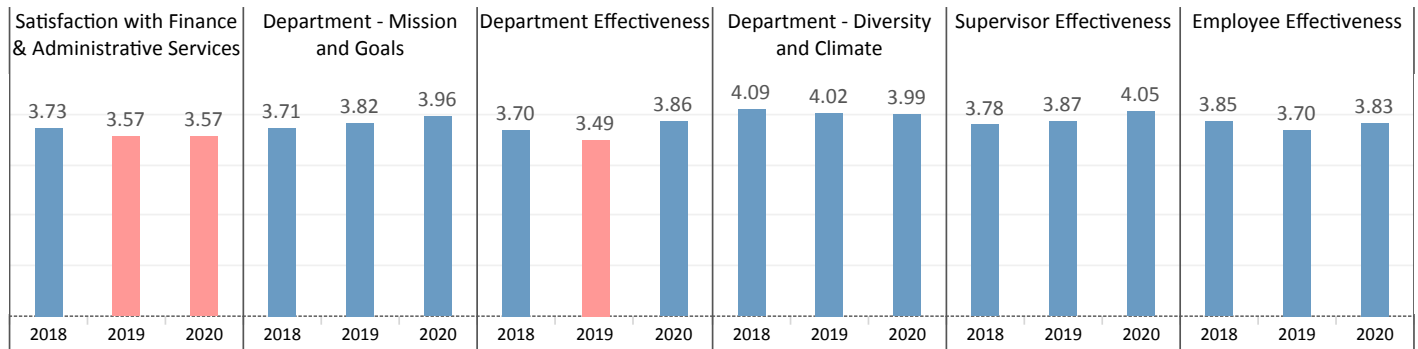
Overall, I am a satisfied FAS employee.



Mean = 3.69, Std Dev = 0.95

Dimension Mean Score Trending

Below 3.00 - Low | 3.00 to 3.59 - Marginal | 3.60 to 4.29 - Good | 4.30 & above - Excellent



Employee Net Promoter Score (eNPS)

"Overall, I am a satisfied employee...." by "How likely is it that you would recommend..."

29 eNPS*
35.7% - 7.1%

Below 40 - Low
40 to 59 - Marginal
60 to 79 - Good
80 & above - Excellent

		Likelihood to Recommend											Total
		0	1	2	3	4	5	6	7	8	9	10	
Satisfied Employee	5										1	3	4
	4					1						1	2
	3				1	4	1	1					7
	2	1											1
	1												
Total			1			1	5	1	1		1	4	14

*How eNPS Works ►

Satisfied Promoters score 4-5 on the "Satisfied" item and 7-10 on the "Recommend" item. Dissatisfied Non-Promoters score 1-2 on the "Satisfied" item and 0-4 on the "Recommend" item. Subtract the percentage of Dissatisfied Non-Promoters from the percentage of Satisfied Promoters to calculate eNPS. Passives score 3 on the "Satisfied" item and 5-6 on the "Recommend" item.

Background

- 2020 is the fourth year of the FAS Employee Engagement Survey
- Survey Period: September 15 - October 2, 2020
- 254 individuals were invited to take the survey; 177 (70%) responded
- Survey consisted of 54 satisfaction questions, eNPS question, open-ended question for feedback regarding work environment, and the opportunity to highlight colleague(s) who have made an impact on creating a positive work environment



2020 - FAS Employee Engagement Survey

University Police - 20000

Below 3.00 - Low | 3.00 to 3.59 - Marginal | 3.60 to 4.29 - Good | 4.30 & above - Excellent

● Mean score greater than that of Finance and Administrative Services (rounded to two decimal places)

Change from 2019 to 2020
Arrows indicate change of .09 or greater

↓ 10 ↓ 12 ↑ 30

Finance and Administrative Services

254 Invited (N)
177 Responded (n)
70% Response Rate

		2018	2019	2020		2020
Satisfaction with Finance & Administrative Services	1 Overall Satisfaction	3.68	3.58	3.69	↑	4.12
	2 Valued Member	3.79	3.42	3.38		4.05
	3 Leadership Interested in Staff's Ideas			3.63		3.94
	4 Faculty Value Contributions	3.50	3.50	3.19	↓	3.72
	5 Staff Value Contributions	3.79	3.42	3.63	↑	4.09
	6 Understand University Mission	4.08	4.24	3.94	↓	4.24
	7 Contributes to FAS Mission	4.13	3.95	3.88		4.35
	8 Have a Voice	3.50	3.37	3.60	↑	3.95
	9 Career Advancement	3.29	3.17	3.31	↑	3.57
Department - Mission and Goals	10 Understand Dept's Mission	4.21	4.33	4.20	↓	4.41
	11 Contributes to Dept's Mission	4.17	4.33	4.27		4.49
	12 Annual Dept Goals	3.50	3.60	3.87	↑	4.23
	13 Measures Dept Goals	3.29	3.38	3.73	↑	4.04
	14 Measures Customer Satisfaction	3.48	3.67	3.73		4.16
	15 Improve Services Products	3.63	3.62	3.93	↑	4.25
Department Effectiveness	16 Adequate Staffing	3.50	3.57	2.87	↓	3.15
	17 Have Tools	3.88	3.86	4.20	↑	4.21
	18 Physical Work Environment	4.25	4.10	4.07		4.21
	19 Safe Environment	4.30	3.76	3.93	↑	4.37
	20 Spirit of Cooperation	3.00	2.71	3.67	↑	4.26
	21 Ethical Conduct	3.83	3.38	4.00	↑	4.43
	22 Collaborate with Units Outside	3.88	3.71	4.07	↑	4.40
	23 Perform Responsibilities	3.54	3.43	4.07	↑	4.28
	24 Participate in Decisions	3.58	3.48	3.80	↑	4.13
	25 Balance Work Life	4.29	4.05	4.21	↑	4.35
	26 Resolves Staff Issues	3.04	2.50	3.73	↑	4.08
Department - Diversity and Climate	27 Better Ways Recognized	3.33	3.33	3.73	↑	4.11
	28 Department Diversity Programs			3.80		4.17
	29 All Cultures - Fair	4.38	4.33	4.20	↓	4.40
	30 Sexual Orientation - Fair	4.38	4.52	4.13	↓	4.47
	31 All Welcomed	4.29	4.19	4.07	↓	4.36
	32 Support Diversity	4.26	4.29	4.00	↓	4.37
	33 Treated in a Professional Manner	3.83	3.43	4.00	↑	4.41
Supervisor Effectiveness	34 Feel Valued	3.42	3.33	3.71	↑	4.23
	35 Recommends without Fear	3.70	4.00	4.27	↑	4.42
	36 Sufficient Freedom	4.17	4.15	4.13		4.46
	37 Communicates Essential Info	3.33	3.65	4.00	↑	4.15
	38 Work Assigned Equitably	3.38	3.55	4.13	↑	3.99
	39 Gives Praise for Work	3.61	3.80	3.73		4.24
	40 Suggestions for Improvement	3.67	3.80	3.87		4.20
	41 Evaluated Fairly	3.92	3.80	4.13	↑	4.22
	42 Performance Evaluation	3.70	3.90	3.93		4.10
	43 Advancement Opportunities	3.54	3.70	3.60	↓	3.99
Employee Effectiveness	44 Supports Training	3.96	3.85	4.20	↑	4.29
	45 Treats with Respect	4.04	4.00	4.33	↑	4.50
	46 Supportive of Personal Issues	4.38	4.25	4.27		4.60
	47 Appropriate Stress	3.68	3.52	3.53		3.58
	48 Total Compensation	3.21	3.25	3.07	↓	3.37
	49 Get Information	4.08	4.05	4.27	↑	4.29
	50 Good Use of Skills	3.88	3.81	3.80		4.15
	51 Know How to Use Tools	4.13	3.95	4.33	↑	4.49
	52 Manage Workload	4.20	4.10	4.20		4.06
	53 Valuable Training	3.76	3.52	3.80	↑	3.97
	54 Enjoy Working with Coworkers	3.84	3.43	3.67	↑	4.49



2020 - FAS Employee Engagement Survey

University Police - 20000

Please indicate to what extent you agree or disagree with the following statements. Select 'N/A' if it is not applicable or you do not know.

Strongly Agree

Agree

Neutral

Disagree

Strongly Disagree

N/A

		Strongly Agree	Agree	Neutral	Disagree	Strongly Disagree	N/A
	1	Overall, I am a satisfied FAS employee.					
Satisfaction with Finance & Administrative Services	2	I feel valued as a member of FAS.					
	3	Senior leadership in FAS are genuinely interested in hearing the ideas and opinions of staff members.					
	4	Faculty members at CSUSM value my contributions.					
	5	Staff members at CSUSM value my contributions.					
	6	I understand the FAS mission.					
	7	I understand how my job performance positively contributes to the FAS mission.					
	8	I feel I have a voice to provide ideas and suggestions on how to improve FAS.					
	9	I am satisfied with my opportunities for career advancement at CSUSM.					
	Department - Mission and Goals	10	I understand my department's mission.				
11		I understand how my job performance positively contributes to my department's mission.					
12		My department establishes annual departmental performance goals.					
13		My department routinely measures departmental performance goal achievements.					
14		My department routinely measures customer satisfaction with services and products delivered.					
Department Effectiveness	15	My department routinely takes action to improve services and products based on customer feedback.					
	16	My department has adequate staffing to handle our workload.					
	17	I have the tools (i.e., equipment and technology) needed to perform my work.					
	18	My physical work environment (e.g., office, cubicle) is adequate for the job that I do.					
	19	I feel physically safe in my work environment.					
	20	There is a spirit of cooperation within my department.					
	21	Most people in my department conduct themselves in an ethical manner.					
	22	People in my department are encouraged to work collaboratively with departments outside of my immediate area.					
	23	Most people in my department perform their responsibilities.					
	24	I have the opportunity to participate in making decisions that affect my work.					
	25	My department creates a flexible environment that allows me to balance my work and personal life.					
Department - Diversity and Climate	26	My department effectively resolves staff-related issues (i.e., staff work interactions).					
	27	People in my department are recognized for finding better ways of doing things.					
	28	I am satisfied with the diversity related initiatives and efforts within my department.					
	29	People of all ethnic groups, cultures, and backgrounds are treated fairly in my department.					
	30	People of all sexual orientations are treated fairly in my department.					
	31	FAS promotes a work environment where all people are welcomed.					
	32	My department actively supports a diverse work environment.					
Supervisor Effectiveness	33	My department provides an environment where everyone is treated in a professional manner.					
	34	I feel valued by my department.					
	35	I can make recommendations to my supervisor without fear of negative consequences.					
	36	I have sufficient freedom to decide how to best perform my work.					
	37	My supervisor communicates essential information on a timely basis.					
	38	Work is assigned equitably in my department.					
	39	My supervisor gives me praise for my work.					
	40	My supervisor gives me useful suggestions for improvement.					
	41	My performance is evaluated fairly.					
	42	My last performance evaluation provided me with information I could use to improve my performance.					
Employee Effectiveness	43	My supervisor gives me opportunities that support my career advancement.					
	44	My supervisor actively supports my participation in training and education programs related to my job responsibilities.					
	45	My supervisor treats me with respect.					
	46	My supervisor is supportive when personal issues arise.					
	47	I feel that the amount of stress associated with my job is appropriate for my position.					
	48	I am satisfied with my total compensation, including salary and benefits.					
	49	I know how to get the information I need to be effective in my job.					
	50	My job makes good use of my skills and abilities.					
eNPS	51	I know how to use the tools that I have (i.e., equipment and technology) to do my work.					
	52	I am able to manage my work load effectively.					
	53	The training that I receive at CSUSM is valuable for improving my job performance.					
	54	I enjoy working with my coworkers.					
	55	How likely is it that you would recommend working in the Finance & Administrative Services (FAS) Division?					



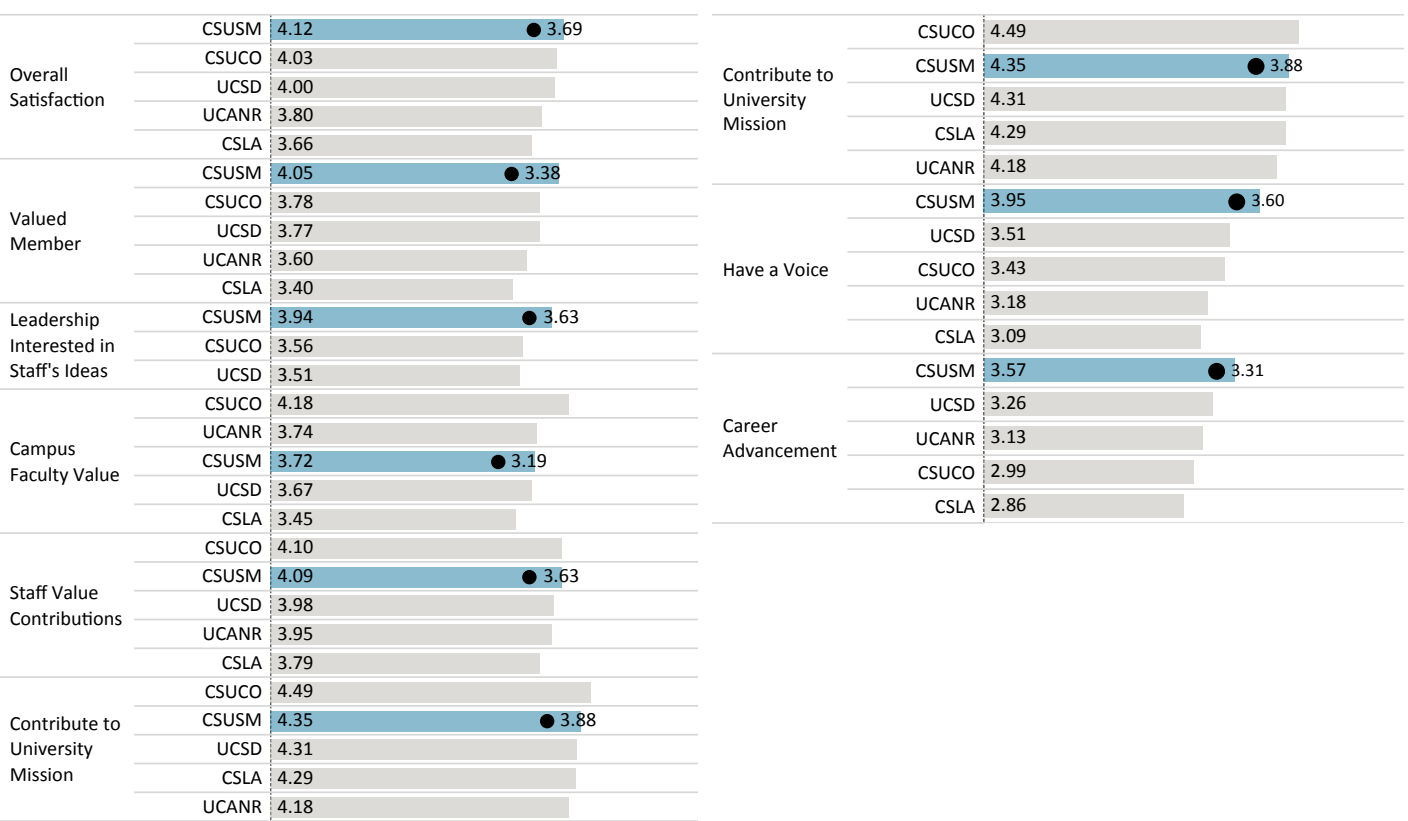
2020 - FAS Employee Engagement Survey

Comparison of University Police - 20000 to other Universities Overall

Satisfaction with Finance & Administrative Services

Reading this visualization: Your department/unit's mean scores (black dots) are displayed with the overall means of CSUSM (blue bars) and other participating universities (see list on the bottom of page).

University Police - 20000



UC ANR (UC Division of Agriculture & Natural Resources) - Agricultural Experiment Station & UC Cooperative Extension

CSU San Marcos (FAS CSUSM) - Finance & Administrative Services

CSU Chancellor's Office (CSUCO) - Academic & Student Affairs

CAL State LA (CSLA) - President, Provost & VP for Academic Affairs, VP for Admin & CFO, CIO & AVP ITS, VP for Student Life, VP for University Advancement, Auxiliaries

UC San Diego (UCSD) - Academic Affairs, Marine Sciences, Health Sciences, CFO, Student Affairs, Resource Management & Planning, Advancement, Chancellor's Unit, EDI, Research Affairs



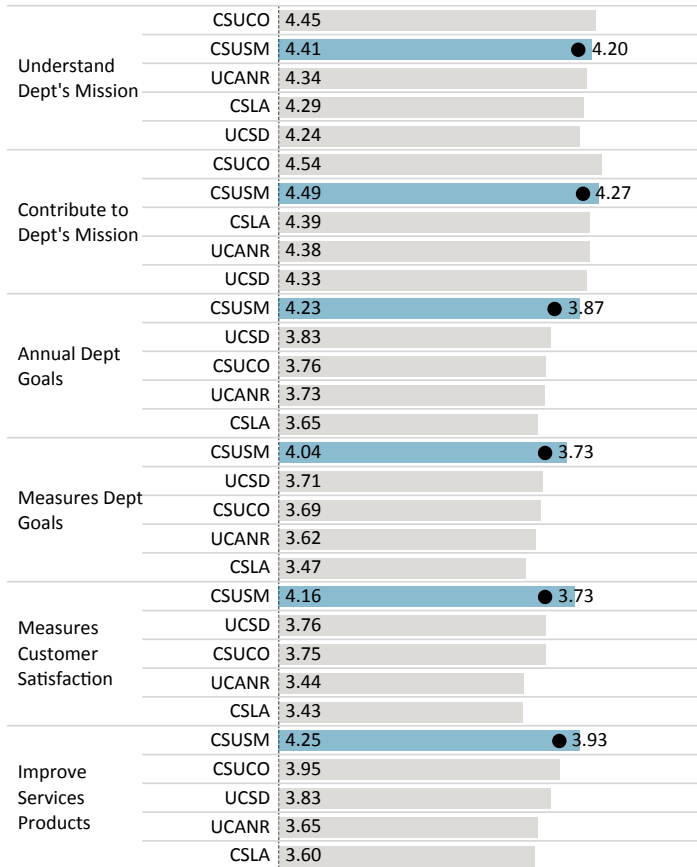
2020 - FAS Employee Engagement Survey

Comparison of University Police - 20000 to other Universities Overall

Department - Mission and Goals

Reading this visualization: Your department/unit's mean scores (black dots) are displayed with the overall means of CSUSM (blue bars) and other participating universities (see list on the bottom of page).

● University Police - 20000 Department - Mission and Goals



UC ANR (UC Division of Agriculture & Natural Resources) - Agricultural Experiment Station & UC Cooperative Extension

CSU San Marcos (FAS CSUSM) - Finance & Administrative Services

CSU Chancellor's Office (CSUCO) - Academic & Student Affairs

CAL State LA (CSLA) - President, Provost & VP for Academic Affairs, VP for Admin & CFO, CIO & AVP ITS, VP for Student Life, VP for University Advancement, Auxiliaries

UC San Diego (UCSD) - Academic Affairs, Marine Sciences, Health Sciences, CFO, Student Affairs, Resource Management & Planning, Advancement, Chancellor's Unit, EDI, Research Affairs



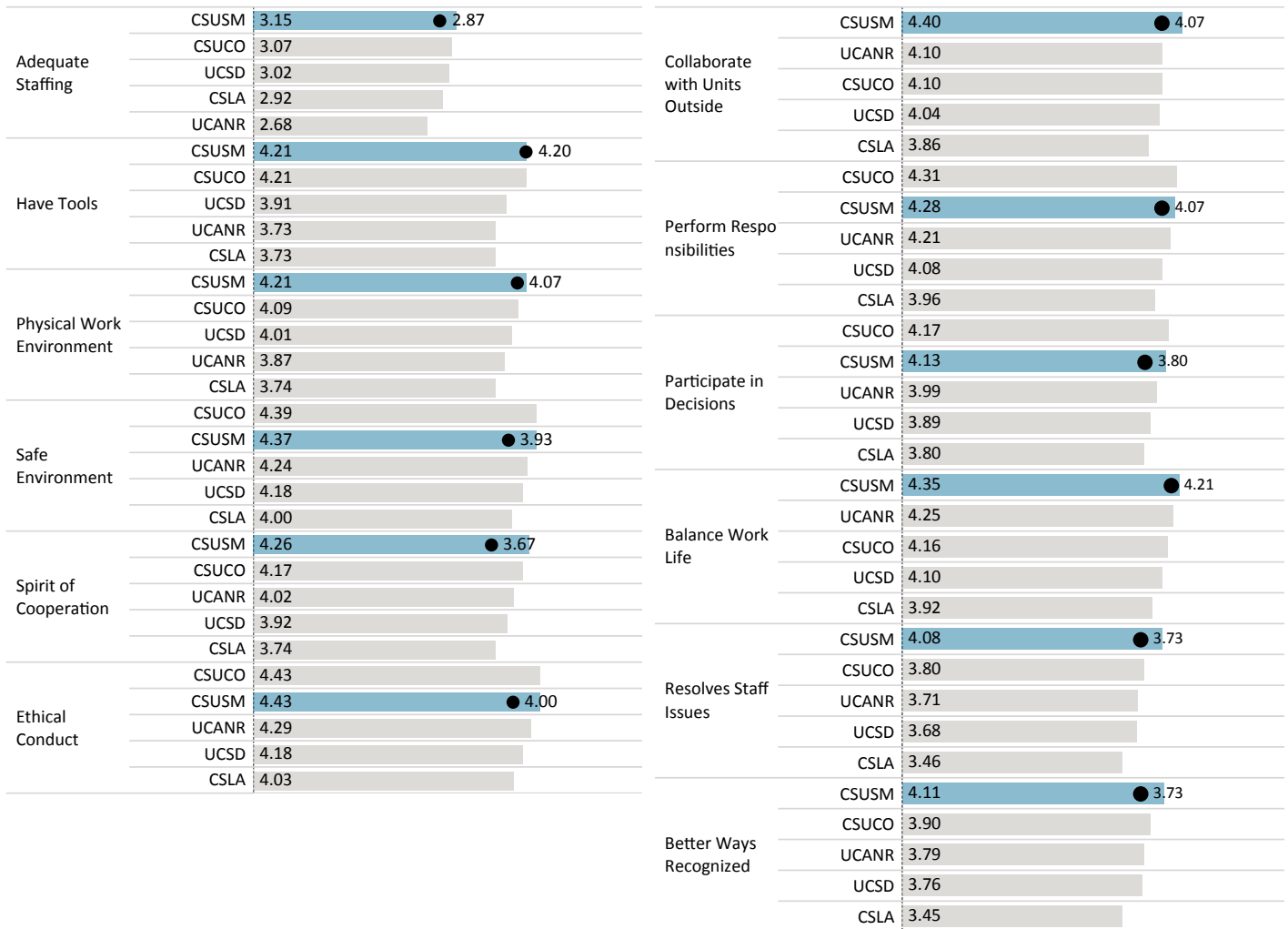
2020 - FAS Employee Engagement Survey

Comparison of University Police - 20000 to other Universities Overall

Department Effectiveness

Reading this visualization: Your department/unit's mean scores (black dots) are displayed with the overall means of CSUSM (blue bars) and other participating universities (see list on the bottom of page).

University Police - 20000 Department Effectiveness



UC ANR (UC Division of Agriculture & Natural Resources) - Agricultural Experiment Station & UC Cooperative Extension

CSU San Marcos (FAS CSUSM) - Finance & Administrative Services

CSU Chancellor's Office (CSUCO) - Academic & Student Affairs

CAL State LA (CSLA) - President, Provost & VP for Academic Affairs, VP for Admin & CFO, CIO & AVP ITS, VP for Student Life, VP for University Advancement, Auxiliaries

UC San Diego (UCSD) - Academic Affairs, Marine Sciences, Health Sciences, CFO, Student Affairs, Resource Management & Planning, Advancement, Chancellor's Unit, EDI, Research Affairs



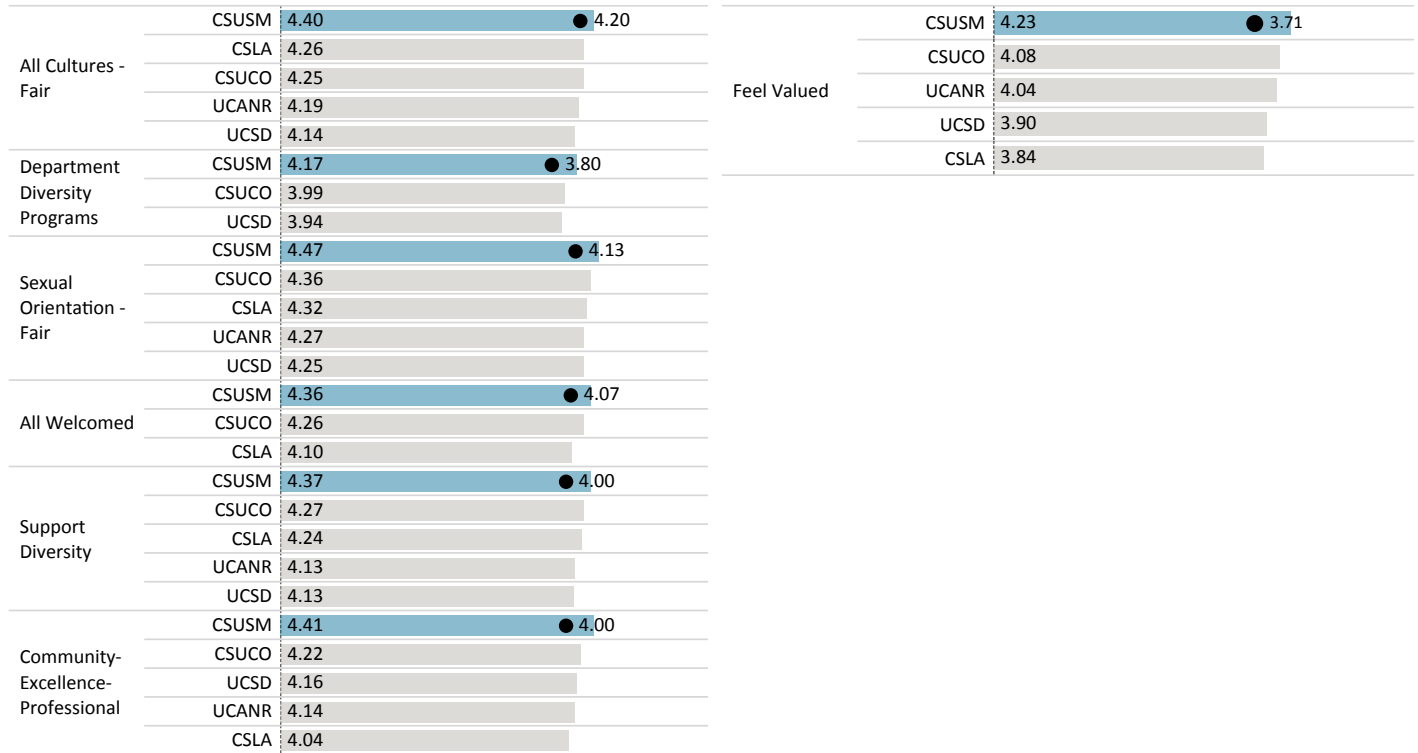
2020 - FAS Employee Engagement Survey

Comparison of University Police - 20000 to other Universities Overall

Department - Diversity and Climate

Reading this visualization: Your department/unit's mean scores (black dots) are displayed with the overall means of CSUSM (blue bars) and other participating universities (see list on the bottom of page).

● University Police - 20000 Department - Diversity and Climate



UC ANR (UC Division of Agriculture & Natural Resources) - Agricultural Experiment Station & UC Cooperative Extension

CSU San Marcos (FAS CSUSM) - Finance & Administrative Services

CSU Chancellor's Office (CSUCO) - Academic & Student Affairs

CAL State LA (CSLA) - President, Provost & VP for Academic Affairs, VP for Admin & CFO, CIO & AVP ITS, VP for Student Life, VP for University Advancement, Auxiliaries

UC San Diego (UCSD) - Academic Affairs, Marine Sciences, Health Sciences, CFO, Student Affairs, Resource Management & Planning, Advancement, Chancellor's Unit, EDI, Research Affairs



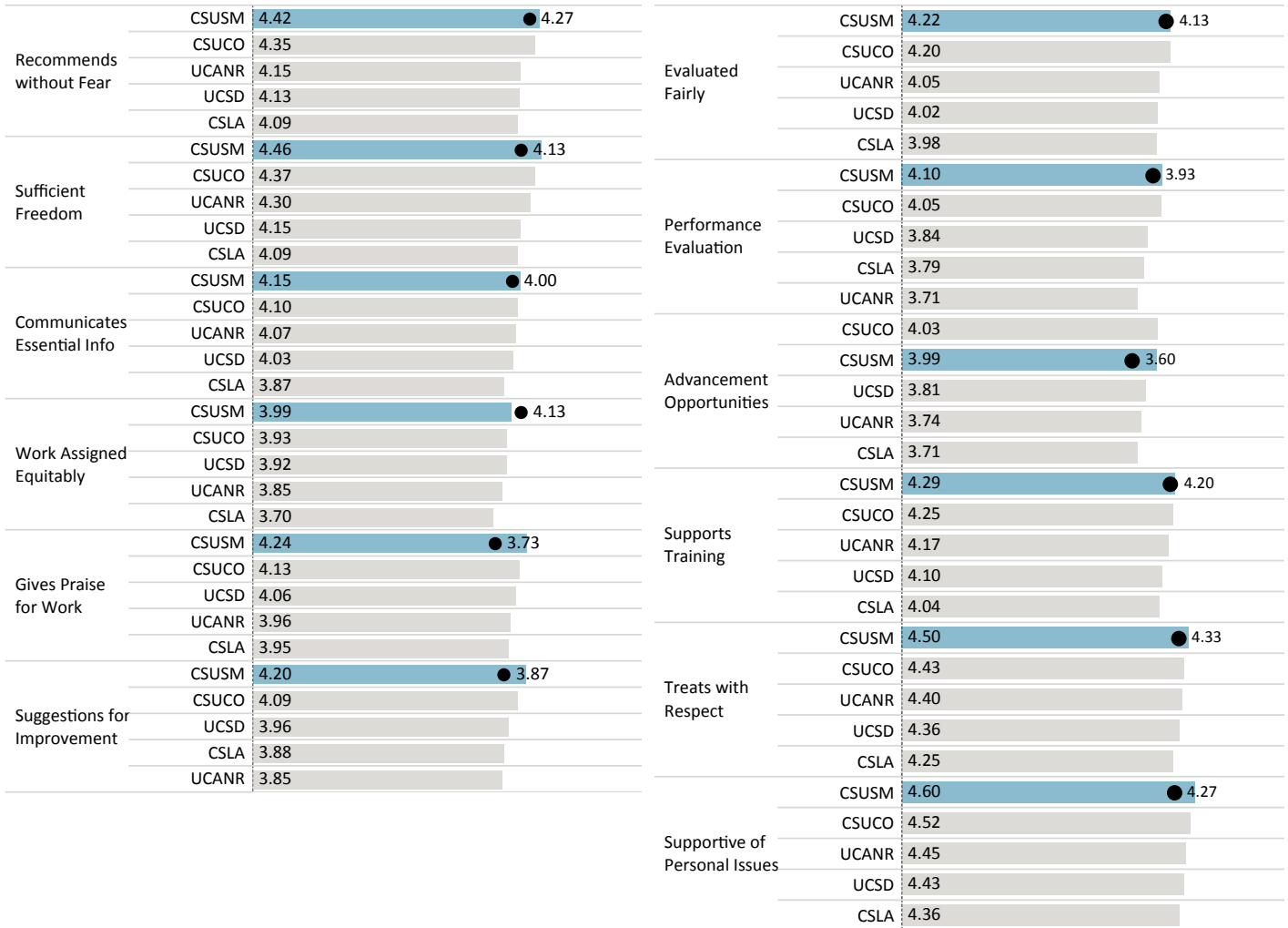
2020 - FAS Employee Engagement Survey

Comparison of University Police - 20000 to other Universities Overall

Supervisor Effectiveness

Reading this visualization: Your department/unit's mean scores (black dots) are displayed with the overall means of CSUSM (blue bars) and other participating universities (see list on the bottom of page).

University Police - 20000 Supervisor Effectiveness



UC ANR (UC Division of Agriculture & Natural Resources) - Agricultural Experiment Station & UC Cooperative Extension

CSU San Marcos (FAS CSUSM) - Finance & Administrative Services

CSU Chancellor's Office (CSUCO) - Academic & Student Affairs

CAL State LA (CSLA) - President, Provost & VP for Academic Affairs, VP for Admin & CFO, CIO & AVP ITS, VP for Student Life, VP for University Advancement, Auxiliaries

UC San Diego (UCSD) - Academic Affairs, Marine Sciences, Health Sciences, CFO, Student Affairs, Resource Management & Planning, Advancement, Chancellor's Unit, EDI, Research Affairs



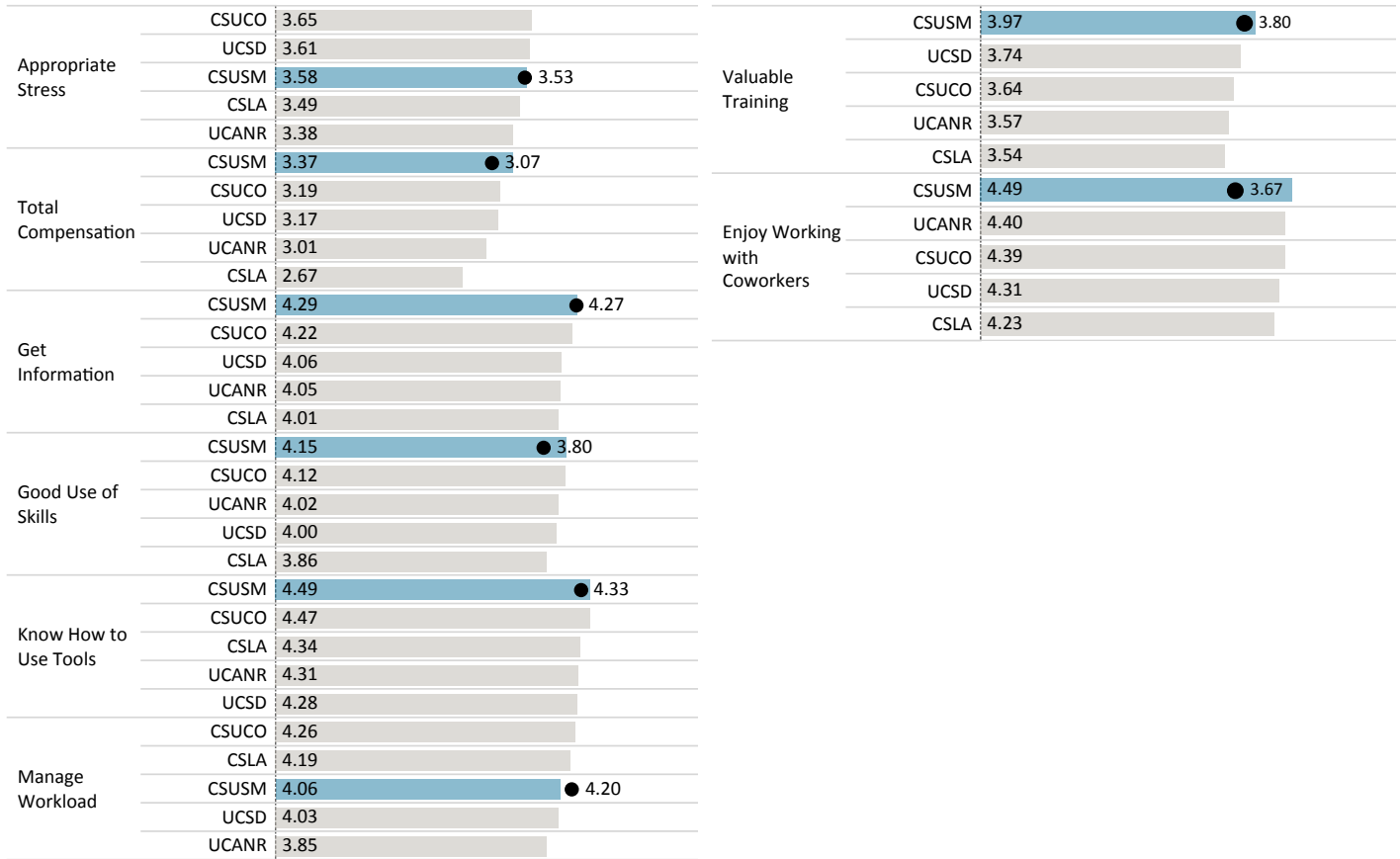
2020 - FAS Employee Engagement Survey

Comparison of University Police - 20000 to other Universities Overall

Employee Effectiveness

Reading this visualization: Your department/unit's mean scores (black dots) are displayed with the overall means of CSUSM (blue bars) and other participating universities (see list on the bottom of page).

University Police - 20000 Employee Effectiveness



UC ANR (UC Division of Agriculture & Natural Resources) - Agricultural Experiment Station & UC Cooperative Extension

CSU San Marcos (FAS CSUSM) - Finance & Administrative Services

CSU Chancellor's Office (CSUCO) - Academic & Student Affairs

CAL State LA (CSLA) - President, Provost & VP for Academic Affairs, VP for Admin & CFO, CIO & AVP ITS, VP for Student Life, VP for University Advancement, Auxiliaries

UC San Diego (UCSD) - Academic Affairs, Marine Sciences, Health Sciences, CFO, Student Affairs, Resource Management & Planning, Advancement, Chancellor's Unit, EDI, Research Affairs