

Careers Outlook for Majors in Biotechnology

in the

San Diego/Los Angeles/Orange/Riverside/Imperial
Counties

Source: Lightcast™
for the time period **AUG 2021 to JULY 2022**

College of Science, Technology, Engineering, and Mathematics
California State University San Marcos

Contents

1	About.....	3
2	Number of Unique Postings.....	3
3	Median Advertised Salary.....	4
4	Advertised Wages Trend.....	4
5	Unique Postings Trend.....	5
6	Education Breakdown.....	5
7	Experience Breakdown.....	6
8	Who’s Hiring.....	6
9	Top Cities Posting.....	7
10	Top Posted Job Titles.....	7
11	Top Industries.....	8
12	In-Demand Skills.....	8
12.1	Top Specialized Skills.....	8
12.2	Top Common Skills.....	9
12.3	Top Software Skills.....	9

1 About

The data is based on The Analyst software by Lightcast™ for active full-time positions (32 hours or more) posted from AUG 2021 to July 2022 in the San Diego/Los Angeles/Orange/Riverside/Imperial Counties advertised for a Bachelor’s degree in Biotechnology as one of the educational requirements.

We used the 2018 Standard Occupational Classifications (SOC) for:

- biological technicians
- clinical laboratory technologists and technicians

2 Number of Unique Postings

There were 6,259 unique job postings:

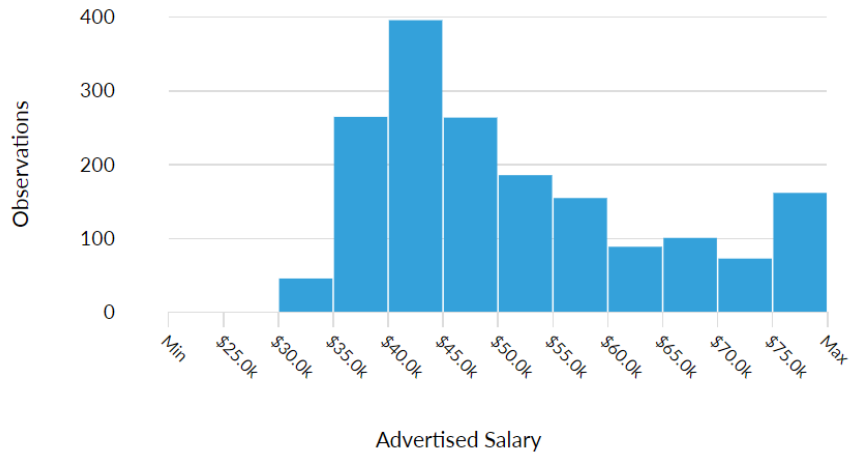
San Diego County	Los Angeles County	Orange County	Riverside County	Imperial County	Unique Postings
3,933	2,753	1,574	309	15	8,584



3 Median Advertised Salary

There are 1,727 advertised salary observations (28% of the 6,259 matching postings).

\$47.7K
Median Advertised Salary

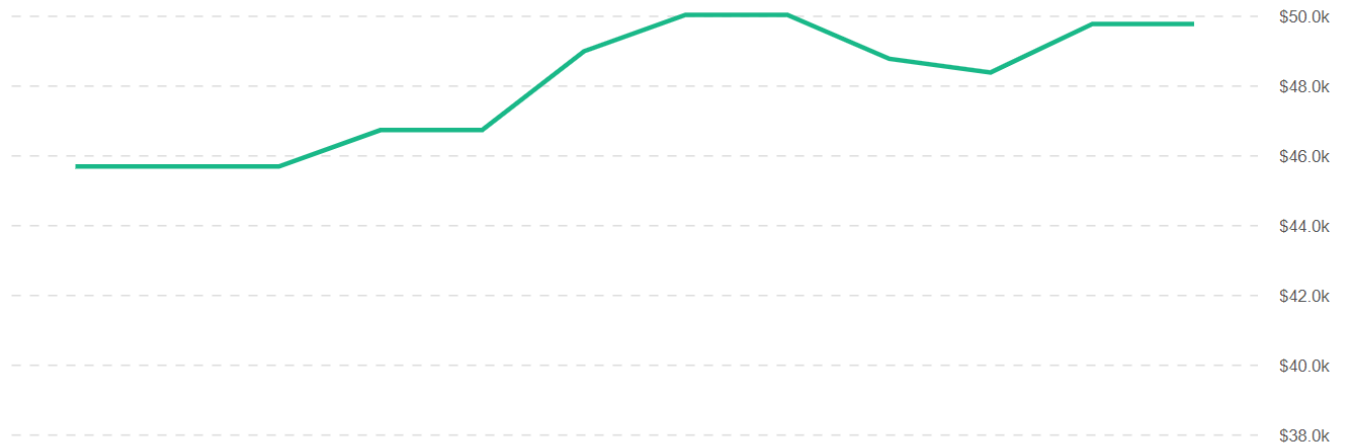


4 Advertised Wages Trend


Advertised Wage Trend ⓘ

▲ **9.0%** Aug 2021 - Jul 2022
\$47.7k Median

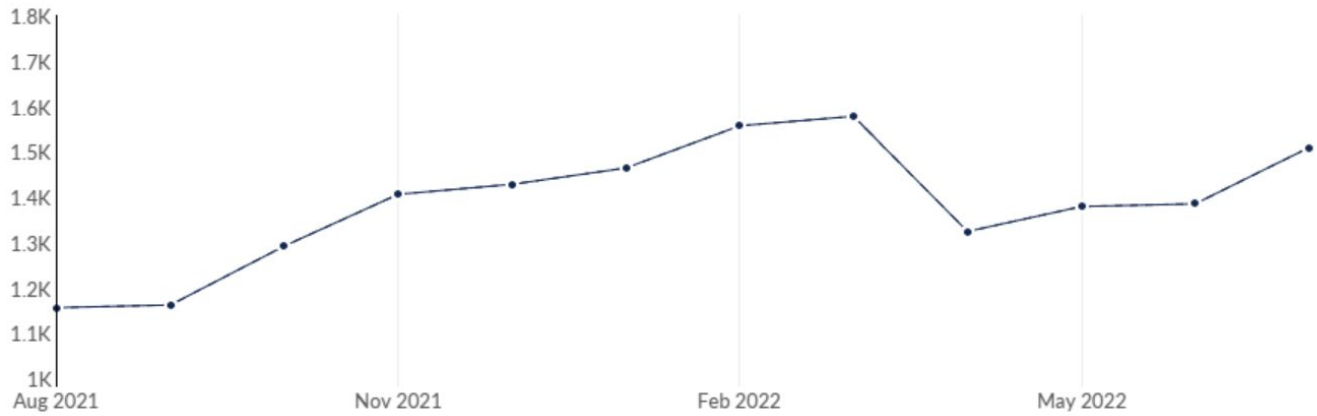
6M 1Y 3Y CUSTOM



1,727 Job Postings



5 Unique Postings Trend



6 Education Breakdown

Example: “A.A. or B.A. or equivalent work or educational experience preferred” will be counted in both Associate’s Degree and Bachelor’s Degree categories.

Education Level ?	Unique Postings	% of Total
No Education Listed	0	0%
High school or GED	1,063	17%
Associate degree	1,089	17%
Bachelor's degree	6,259	100%
Master's degree	1,302	21%
Ph.D. or professional degree	275	4%

7 Experience Breakdown

Example: “2-3 years” includes postings that request “at least 2 years of experience” OR “at least 3 years of experience.”

Minimum Experience ?	Unique Postings
No Experience Listed	1,974
0 - 1 Years	1,894
2 - 3 Years	1,670
4 - 6 Years	622
7 - 9 Years	67
10+ Years	32

8 Who’s Hiring

Company	Total/Unique (Aug 2021 - Jul 2022)	Posting Intensity	Unique Postings Trend (Aug 2021 - Jul 2022)
Kelly Services	761 / 326	2 : 1	
University of California	2,174 / 262	8 : 1	
Actalent	1,284 / 213	6 : 1	
Professional Staffing Group	405 / 104	4 : 1	
Cedars-Sinai	602 / 98	6 : 1	
LabCorp	642 / 97	7 : 1	
Eurofins	657 / 88	7 : 1	
Jackson Therapy Partners	304 / 78	4 : 1	
Aerotek	436 / 78	6 : 1	
Takeda Pharmaceutical Company	181 / 58	3 : 1	

9 Top Cities Posting

City	Total/Unique (Aug 2021 - Jul 2022)	Posting Intensity	Unique Postings Trend (Aug 2021 - Jul 2022)
San Diego, CA	9,539 / 2,167	4 : 1	
Los Angeles, CA	4,967 / 830	6 : 1	
Irvine, CA	2,685 / 505	5 : 1	
Santa Monica, CA	438 / 156	3 : 1	
Santa Clarita, CA	718 / 152	5 : 1	
Carlsbad, CA	431 / 148	3 : 1	
Pasadena, CA	505 / 98	5 : 1	
Orange, CA	494 / 94	5 : 1	
Monrovia, CA	718 / 88	8 : 1	
Santa Ana, CA	342 / 86	4 : 1	

10 Top Posted Job Titles

Job Title	Total/Unique (Aug 2021 - Jul 2022)	Posting Intensity	Unique Postings Trend (Aug 2021 - Jul 2022)
Laboratory Technicians	4,626 / 1,210	4 : 1	
Research Associates	3,910 / 865	5 : 1	
Laboratory Assistants	2,737 / 381	7 : 1	
Research Technicians	561 / 145	4 : 1	
Clinical Laboratory Technicians	728 / 134	5 : 1	
Clinical Laboratory Scientists	456 / 110	4 : 1	
Cytotechnologists	465 / 106	4 : 1	
Medical Laboratory Technicians	290 / 98	3 : 1	
Medical Technologists	426 / 89	5 : 1	
Asbestos Supervisors	536 / 89	6 : 1	

11 Top Industries

Industry	Total/Unique (Aug 2021 - Jul 2022)	Posting Intensity	Unique Postings Trend (Aug 2021 - Jul 2022)
Administrative and Support and Waste Management and Remediation Services	5,366 / 1,377	4 : 1	
Professional, Scientific, and Technical Services	5,688 / 1,263	5 : 1	
Health Care and Social Assistance	4,751 / 891	5 : 1	
Manufacturing	2,564 / 628	4 : 1	
Educational Services	3,460 / 451	8 : 1	
Wholesale Trade	803 / 166	5 : 1	
Other Services (except Public Administration)	196 / 56	4 : 1	
Transportation and Warehousing	460 / 28	16 : 1	
Arts, Entertainment, and Recreation	98 / 26	4 : 1	
Information	68 / 24	3 : 1	

12 In-Demand Skills

12.1 Top Specialized Skills

Skills	Postings	% of Total Postings
Biology	2,847	45%
Chemistry	1,563	25%
Laboratory Experience	1,559	25%
Laboratory Equipment	1,531	24%
Molecular Biology	1,422	23%
Medical Laboratory	1,369	22%
Cell Cultures	1,268	20%
Biochemical Assays	1,247	20%
Biochemistry	1,147	18%
Standard Operating Procedure	1,051	17%

12.2 Top Common Skills

Skills	Postings	% of Total Postings
Research	2,704	43%
Communications	2,546	41%
Detail Oriented	1,872	30%
Quality Control	1,561	25%
Troubleshooting (Problem Solving)	1,547	25%
Management	982	16%
Microsoft Excel	948	15%
Problem Solving	938	15%
Written Communication	931	15%
Organizational Skills	868	14%

12.3 Top Software Skills

Skills	Postings	% of Total Postings
Microsoft Excel	946	15%
Microsoft Office	821	13%
Microsoft PowerPoint	516	8%
Microsoft Word	456	7%
Microsoft Outlook	299	5%
R (Programming Language)	184	3%
Python (Programming Language)	140	2%
Microsoft Access	79	1%
SAP Applications	66	1%
eClinicalWorks (ECW)	63	1%