

Why Do This?

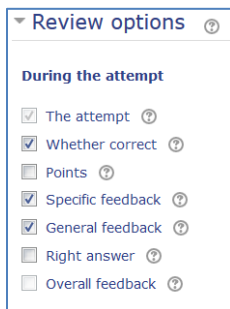
There are many options that can be used for modifying the behavior of quizzes for your students to make the quizzes more interactive or adaptive to the students' responses. This document contains descriptions of those options.

How questions behave

- **Deferred feedback** - Students must enter an answer to each question and then submit the entire quiz, before anything is graded or they get any feedback.
- **Adaptive mode and Adaptive mode (no penalties)** - Allows students to have multiple attempts at the question *before moving on to the next question*. After answering, the student clicks a check button and the system shows the student whether their response was correct or incorrect. This requires that you check the "Whether correct" box under "During the attempt" in the "Review options" section of the quiz settings, at a minimum. It can also show specific feedback for each response selected or general feedback, depending on whether you select these review options in the "during the attempt" column.

Student View – After clicking the "Check" button during an adaptive mode quiz with specific feedback by response.

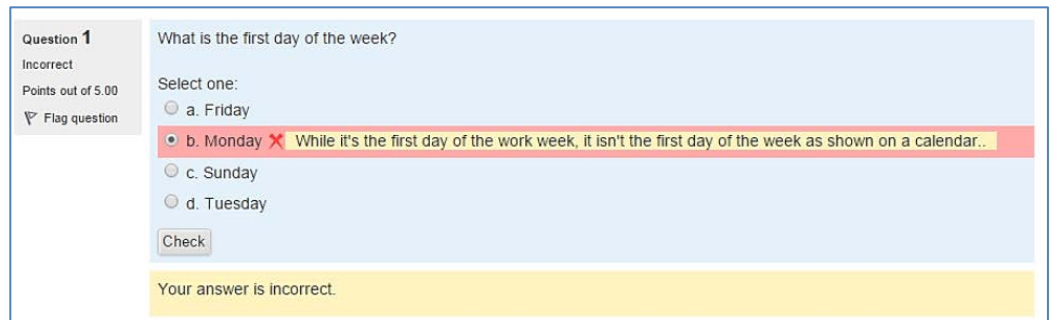
Setting



Review options

During the attempt

- The attempt
- Whether correct
- Points
- Specific feedback
- General feedback
- Right answer
- Overall feedback



Question 1
Incorrect
Points out of 5.00
Flag question

What is the first day of the week?

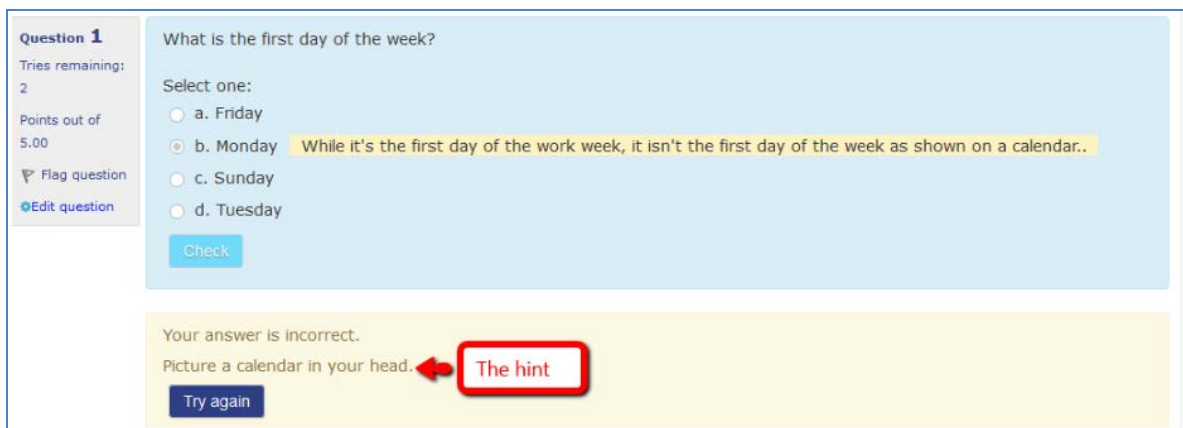
Select one:

- a. Friday
- b. Monday ✘ While it's the first day of the work week, it isn't the first day of the week as shown on a calendar..
- c. Sunday
- d. Tuesday

Check

Your answer is incorrect.

- **Interactive mode** - After submitting one answer, and reading the feedback, the student has to click a 'Try again' button before they can try a new response. They can receive a hint, if provided by Instructor. Once the student has gotten the question right, they can no longer change their response. Once the student has gotten the question wrong too many times, they are just graded wrong (or partially correct) and get shown the feedback and can no longer change their answer.



Question 1
Tries remaining: 2
Points out of 5.00
Flag question
Edit question

What is the first day of the week?

Select one:

- a. Friday
- b. Monday While it's the first day of the work week, it isn't the first day of the week as shown on a calendar..
- c. Sunday
- d. Tuesday

Check

Your answer is incorrect.
Picture a calendar in your head. The hint

Try again

The number of possible tries is governed by the "Hints" subsection of the "Multiple tries" section of each item's settings. The number of possible tries is the number of hints, plus one.

- There can be different feedback after each try the student makes.
- The question can adapt itself to the student's answer, for example by giving some hints before asking the student to try again.
- **Immediate feedback** – Similar to interactive mode in that the student can submit their response immediately during the quiz attempt and get it graded. However, they can only submit one response and they cannot change it later.
- **Each attempt builds on the last** (*available by clicking "Show more" just below the How questions behave dropdown*) – If the **Attempts allowed** is set to more than 1 in the **Grade** settings and this is set to **Yes**, then each new attempt contains the results of the previous attempt. This allows the student, on the new attempt, to concentrate on just those questions that were answered incorrectly on the previous attempt. If this option is chosen then each attempt by a particular student uses the same questions in the same order, *independent of randomization settings*. To show a fresh quiz on every attempt, select **No** for this setting.

The screenshot shows the 'Question behavior' settings panel. It includes the following options:

- Shuffle within questions**: Yes
- How questions behave**: Interactive with multiple tries
- Allow redo within an attempt***: No
- Each attempt builds on the last**: Yes (highlighted with a red box)

There is also a 'Show less...' link at the bottom of the panel.

Feedback types

- **Overall feedback** - Overall feedback is set up in the quiz settings. This feedback is shown to a student after they have completed an attempt at the quiz. The text that is shown can depend on the grade the student received. Click "Show editing tools" to display the rich text editor, and drag the bottom right of the text box out to expand it.

For example, if you entered:

Grade boundary: 100%

Feedback: "Well done"

Grade boundary: 40%

Feedback: "Please study this week's work again"

Grade boundary: 0%

Then students who score between 100% and 40% will see the "Well done" message, and those who score between 39.99% and 0% will see "Please study this week's work again". That is, the grade boundaries define ranges of grades, and each feedback string is displayed to scores within the appropriate range.

Grade boundaries can be specified either as a percentage, for example "31.41%", or as a number, for example "7". If your quiz is out of 10 marks, a grade boundary of 7 means 7/10 or better.

Note that the maximum and minimum grade boundaries (100% and 0%) are set automatically.

- **General feedback** - This feedback is specific to a question, and is entered just below the question text field when creating or editing a question. The same feedback is shown to every student after they have completed the question, independent of what response they gave, if you have selected this option in the "Review options" columns. You can use this to provide a fully worked out response, or point the students back to the original source of the information.

Question text* Paragraph B I [List icons] [Link icons] [Image icons]


What is the first day of the week?

Path: p

Default points* 5

General feedback ? Paragraph B I [List icons] [Link icons] [Image icons]

Font family Font size [Code icons] [Table icons] [Text icons]

 Feedback entered here is seen by all students after answering the question, regardless of the answer choice selected.

- **Response-specific feedback** - This feedback is specific to an answer option, and is shown to the student after they have incorrectly selected this answer option.


Choice 1 Paragraph B I [List icons] [Link icons] [Image icons]

Monday

Path: p

Grade None

Feedback Paragraph B I [List icons] [Link icons] [Image icons]

 While it's the first day of the work week, it isn't the first day of the week as shown on a calendar..

Path: p


Choice 2 Paragraph B I [List icons] [Link icons] [Image icons]

Friday

Path: p

Grade None

Feedback Paragraph B I [List icons] [Link icons] [Image icons]

 In some countries and religions this is the first day of the week, but not in the calendar used in the U.S.

Path: p