

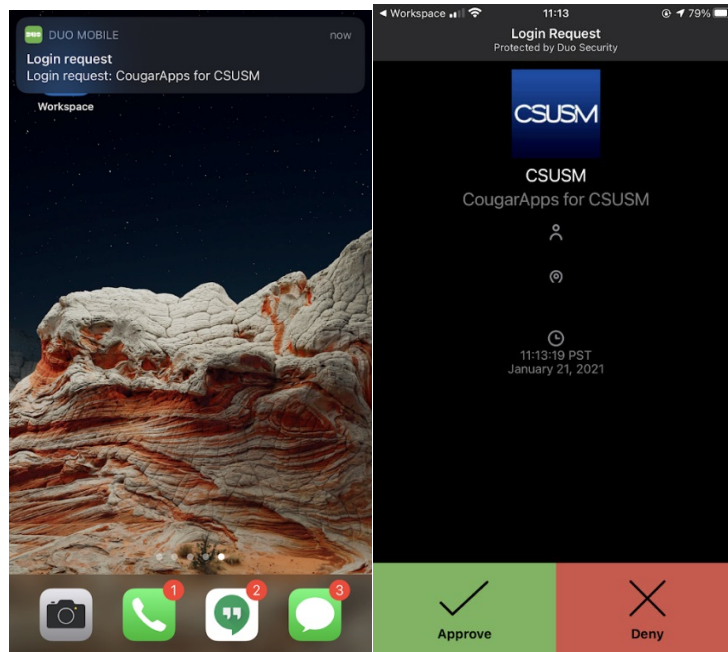
Tap the Citrix Workspace app



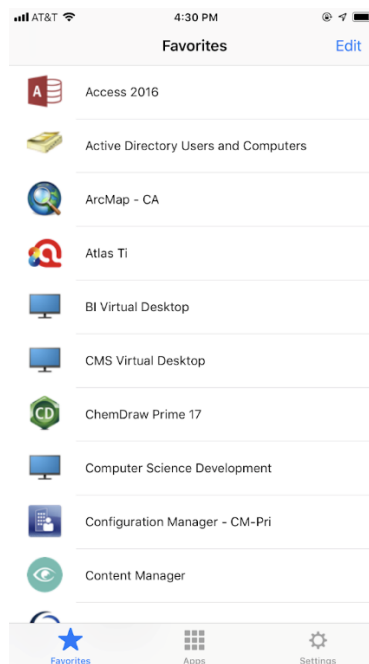
Enter your CSUSM Username & Password (do NOT include @csusm.edu)

A screenshot of the Citrix Workspace app sign-in screen. The status bar at the top shows 'App Store', 'LTE', '9:54 AM', and battery level. Below the status bar is a navigation bar with a back arrow, the text 'Sign in', and a help icon. The main content area has the text 'Enter the Username and Password' followed by two input fields: one labeled 'username' and another containing a series of dots for a password. At the bottom is a blue button labeled 'Sign in'.

A DUO push will be sent to your phone. **If you don't see the push, open the DUO app and Approve the login**

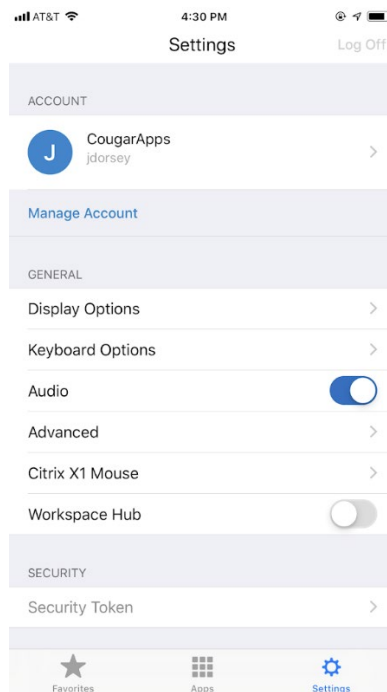


Once there, you're all set to launch your apps



If you only see a black screen when launching your apps, please try this setting:

### Display Options -> Auto-fit Screen



### Display Options -> Auto-fit Screen

