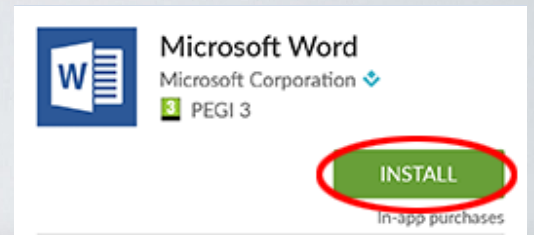


Installing Microsoft Office to Android Device


From the Google Play app, search for Microsoft Word
Select Install

(You may be asked for your password, depending on your security settings)

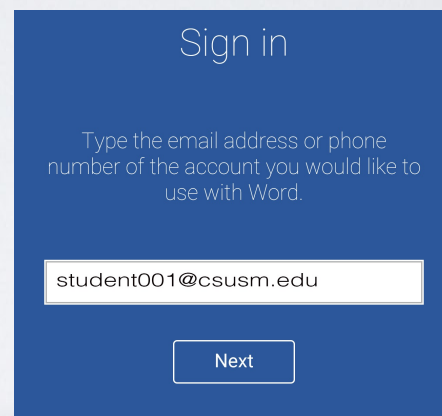


Open the Word application

Tap Sign in



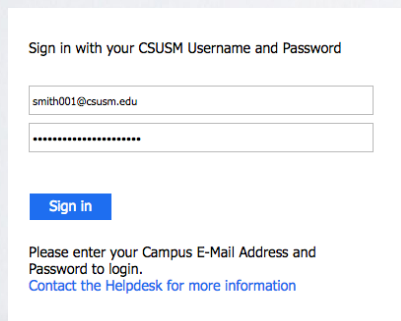
Enter your campus email address
and tap Next



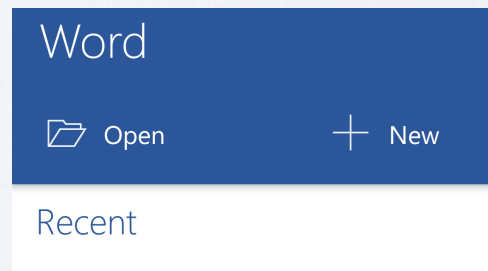
Do not add "cougars"
Example:
student001@csusm.edu

You will automatically be redirected to the campus log in screen.

Now type in your password
and select Sign In



Word is now set up on your
Android device



You can follow the same instructions to download Excel and PowerPoint

