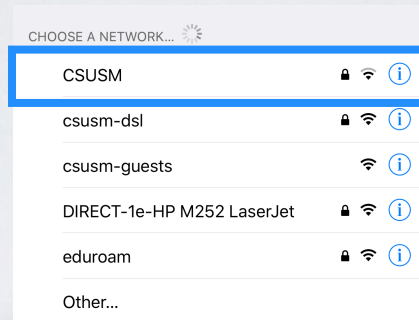


# Connect iOS Device to Wifi

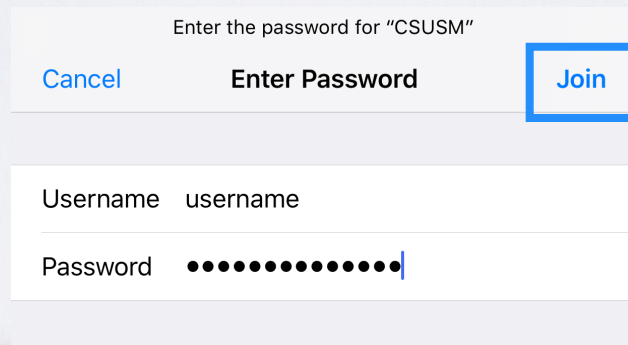


Go to the Settings App → Click Wi-Fi

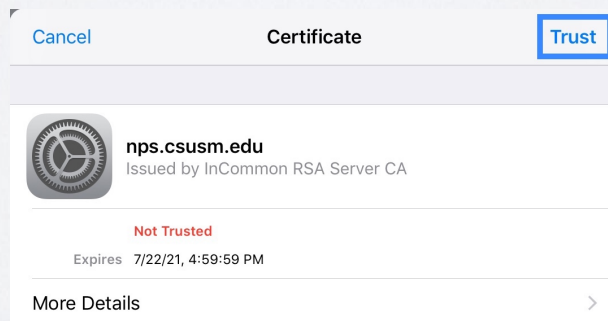
Select CSUSM



Enter your campus username and password and tap Join



Select Trust



Your device will now automatically connect to the campus Wifi. If you change your password, you will need to update it in the Wifi settings

Need help?  
760-750-4790  
[helpdesk@csusm.edu](mailto:helpdesk@csusm.edu)

