

# FOSTERING A CULTURE OF INCLUSION

National results are shown in BLACK | CAL STATE SAN MARCOS results are shown in GRAY & WHITE

A welcoming campus empowers everyone to succeed. Understanding the connections between institutions, students, faculty, and staff provides the information needed to promote change.

## Students take advantage of opportunities to engage across difference...



**48%** | 41%  
Attended debates or panels about diversity issues




**40%** | 36%  
Participated in ongoing campus-organized discussions on racial/ethnic issues




**27%** | 30%  
Participated in LGBTQ Center activities



**44%** | 45%  
Frequently discussed issues related to sexism, gender differences, or gender equity



**44%** | 43%  
Made an effort to get to know people from diverse backgrounds



**46%** | 41%  
Interacted with someone from a different country



**64%** | 62%  
Interacted with someone from a different religion



**65%** | 62%  
Interacted with someone from a different socioeconomic background

## Students strongly agree that their institution values diversity...



**28%** | 33%  
Encouraging them to voice their ideas publicly



**30%** | 47%  
Appreciating differences in sexual orientation



**36%** | 50%  
Promoting the appreciation of cultural differences

## ...And they take courses that include:



**55%** | 52%  
Studying and serving communities in need




**61%** | 66%  
Reading about privilege



**68%** | 70%  
Intensive dialogue between diverse groups of students

## Faculty and staff are critical to developing students' sense of community.



**89%** | 85%  
Believe faculty members empower them to learn



**76%** | 68%  
Believe that staff members have recognized their achievements

## However, fostering an inclusive campus is a work in progress.



**58%** | 45%  
Witnessed discrimination on campus



**18%** | 14%  
Experienced sexual harassment



**65%** | 55%  
Heard insensitive or disparaging racial remarks from students



**52%** | 62%  
Are satisfied with the racial/ethnic diversity of the faculty



**53%** | 67%  
Are satisfied with the racial/ethnic diversity of the student body



Understanding the connections between campus climate, institutional practices, and student learning outcomes provides you with the information you need to foster change. With insight from the Diverse Learning Environments Survey, you'll be one step closer to creating the campus climate necessary for student success.

Survey Source: CIRP Diverse Learning Environments Survey 2015

[www.heri.ucla.edu](http://www.heri.ucla.edu)

[facebook.com/HERI.CIRP](https://www.facebook.com/HERI.CIRP)

[@HERIUCLA](https://twitter.com/HERIUCLA)