

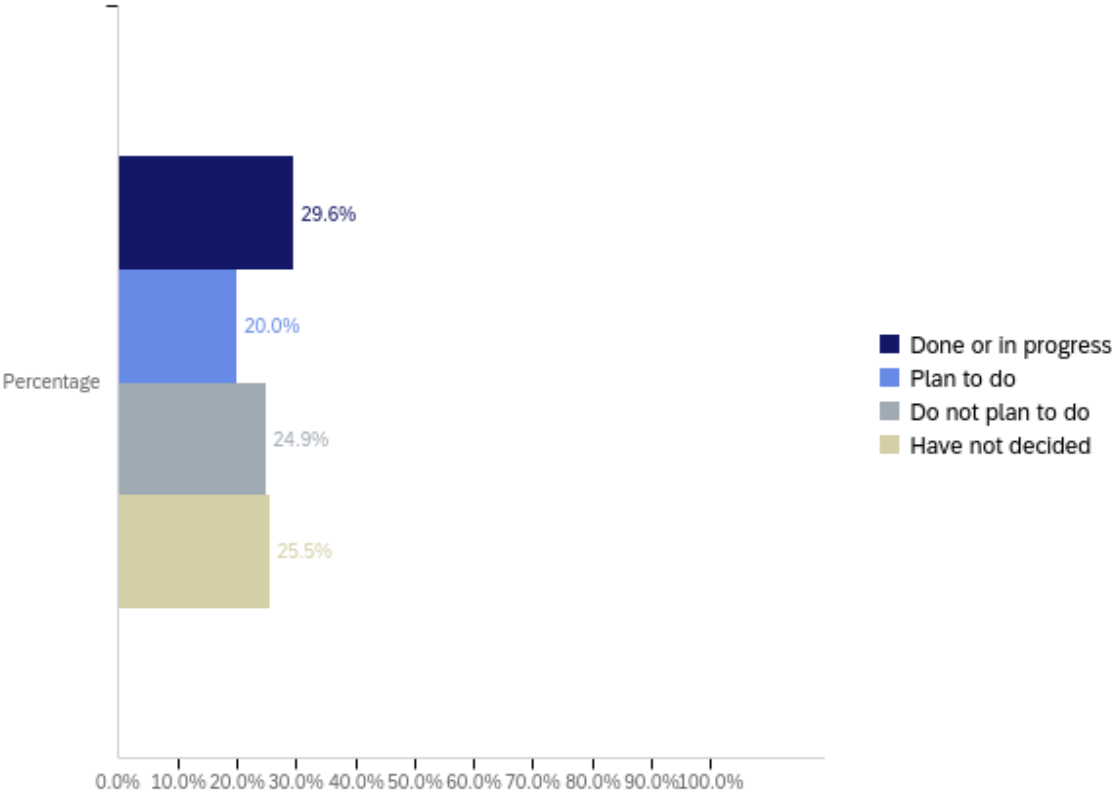
Service Learning Breakout Report

2023 CSUSM HIPs Survey

In Spring 2023, California State University San Marcos licensed the [HIP Quality](#) topical module from the National Survey of Student Engagement and administered the survey to all degree-seeking undergraduate students. 1,465 students responded, for a total response rate of 11.8%. Below are results specific to those who indicated they had participated in or were participating in **Service Learning**, using the following definition: *These experiences promote student learning through active participation in community services opportunities that are substantively related to course content. Through reflective activities, students enhance their understanding of course content, general knowledge, sense of civic responsibility, self-awareness, and commitment to the community.*

Which of the following have you done while in college at CSUSM or do you plan to do before you graduate?

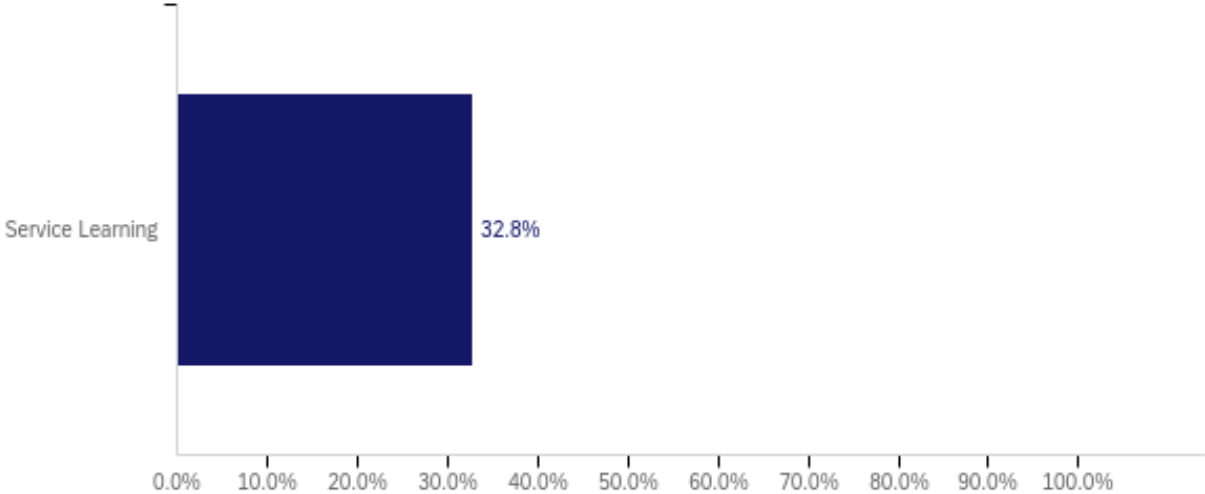
(Service Learning results only)



| Question | Done or in progress | Plan to do | Do not plan to do | Have not decided | Total |
|------------------|---------------------|------------|-------------------|------------------|-------|
| Service Learning | 29.6% 387 | 20.0% 262 | 24.9% 326 | 25.5% 334 | 1309 |

You indicated that you have participated or are participating in the educational experience(s) below. Please select ONE or TWO experiences for a short set of follow-up questions. You can choose any of these activities, so long as you remember it well and you participated while attending CSUSM. If you participated in this type of experience more than once, base your answers on your most recent participation.

(Service Learning results only)

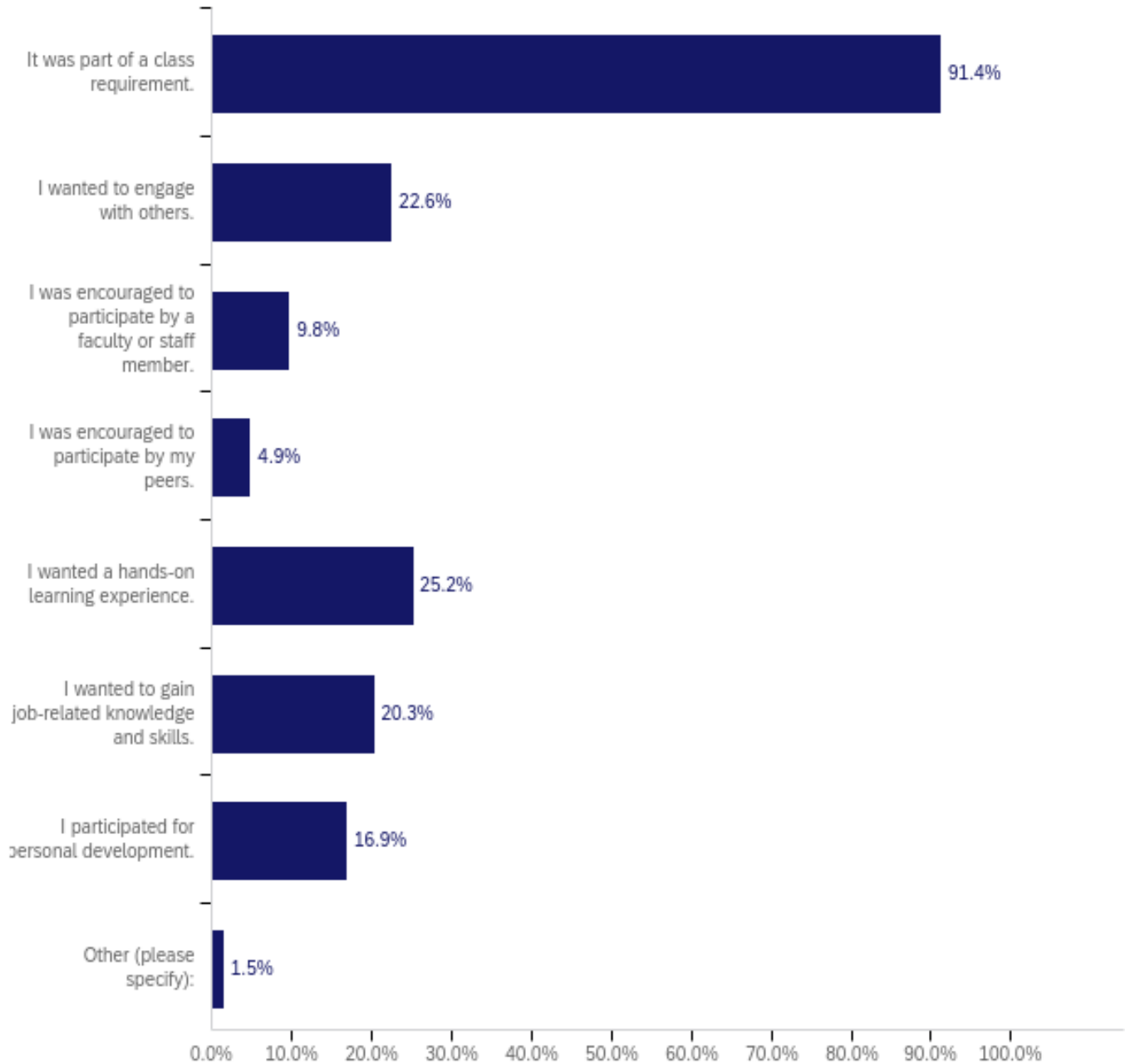


| Answer | % | Count |
|------------------|-------|-------|
| Service Learning | 32.8% | 277 |
| Total | 100% | 844 |

Results by Service Learning experience

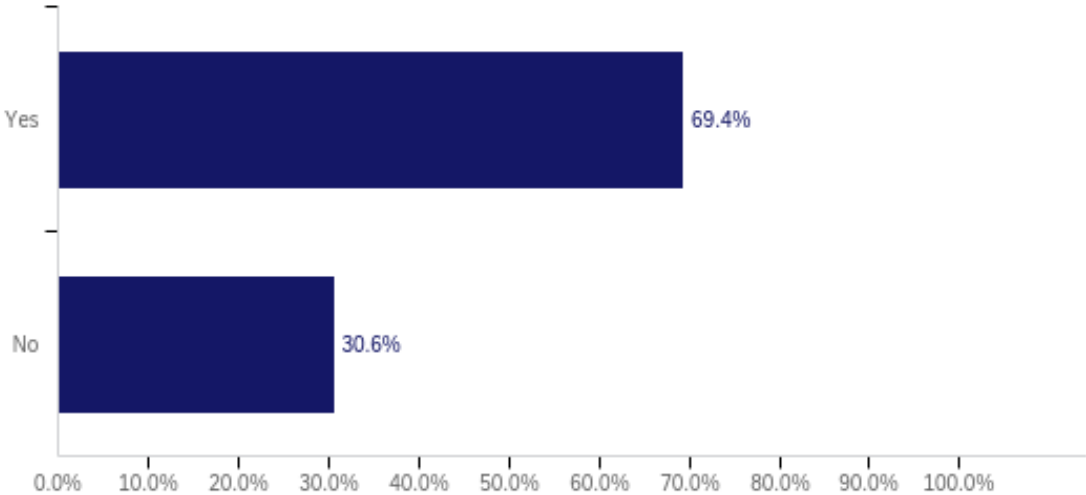
(Service Learning questions asked if respondent selected to reflect on Service Learning)

Why did you decide to participate in Service Learning at CSUSM?



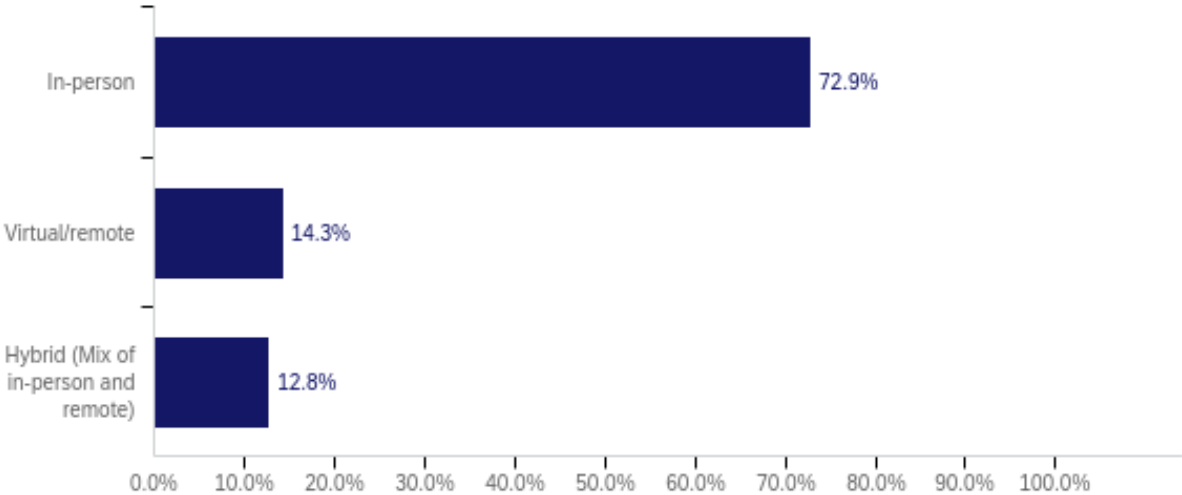
| Answer | % | Count |
|---|-------|-------|
| It was part of a class requirement. | 91.4% | 243 |
| I wanted to engage with others. | 22.6% | 60 |
| I was encouraged to participate by a faculty or staff member. | 9.8% | 26 |
| I was encouraged to participate by my peers. | 4.9% | 13 |
| I wanted a hands-on learning experience. | 25.2% | 67 |
| I wanted to gain job-related knowledge and skills. | 20.3% | 54 |
| I participated for personal development. | 16.9% | 45 |
| Other (please specify): | 1.5% | 4 |
| Total | 100% | 266 |

Is this experience finished?



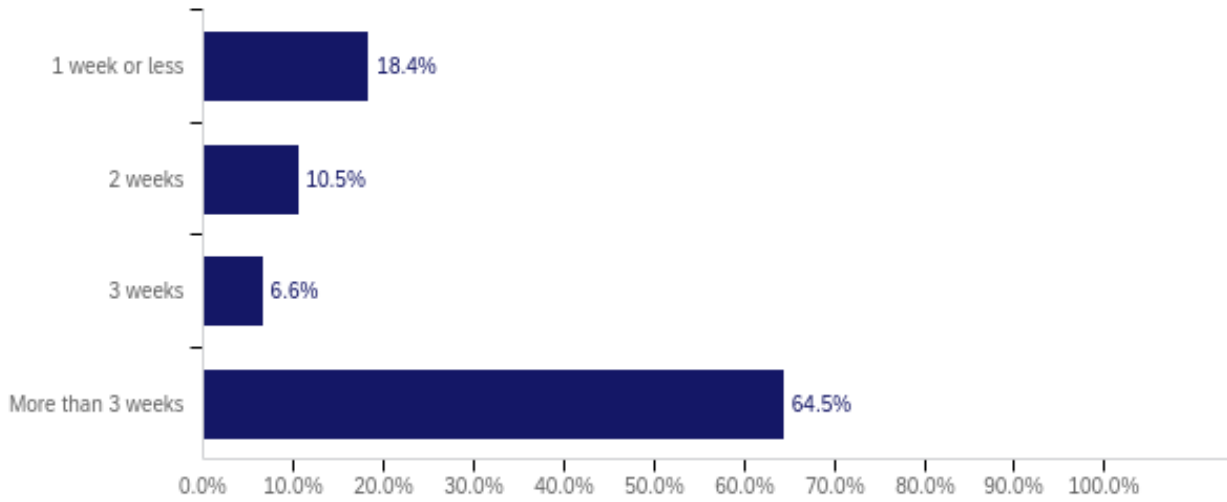
| Answer | % | Count |
|--------|-------|-------|
| Yes | 69.4% | 184 |
| No | 30.6% | 81 |
| Total | 100% | 265 |

How did [do] you participate in this experience?



| Answer | % | Count |
|--------------------------------------|-------|-------|
| In-person | 72.9% | 194 |
| Virtual/remote | 14.3% | 38 |
| Hybrid (Mix of in-person and remote) | 12.8% | 34 |
| Total | 100% | 266 |

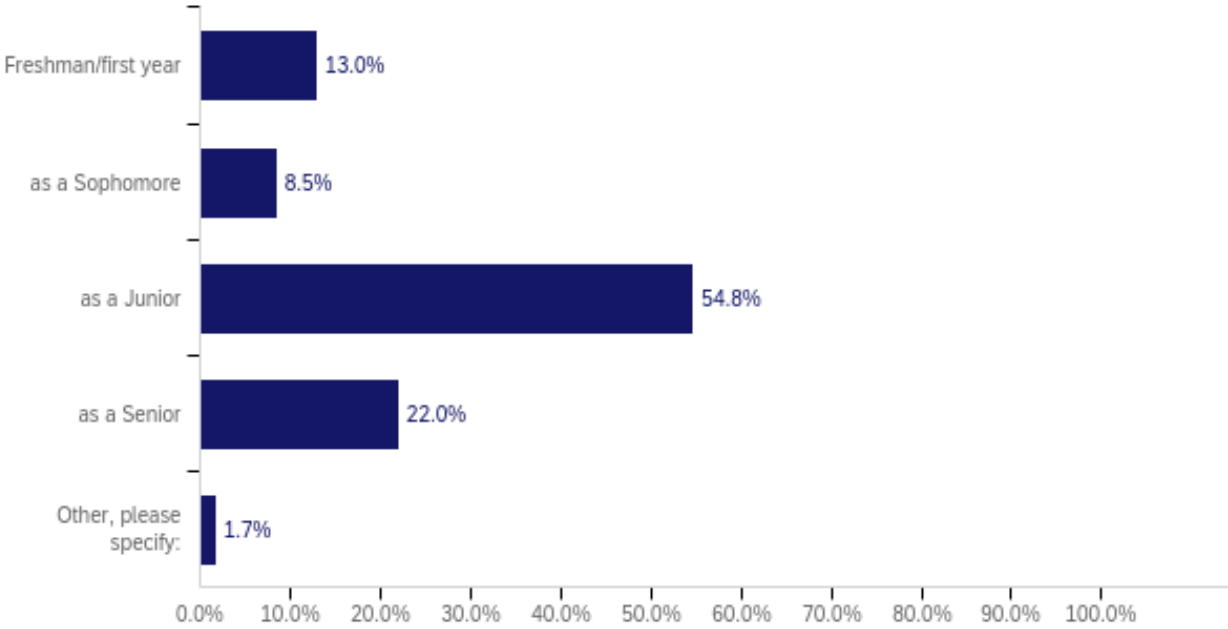
About how long have you been participating in it?
(Question asked if respondent selected no to the experience being finished)



| Answer | % | Count |
|-------------------|-------|-------|
| 1 week or less | 18.4% | 14 |
| 2 weeks | 10.5% | 8 |
| 3 weeks | 6.6% | 5 |
| More than 3 weeks | 64.5% | 49 |
| Total | 100% | 76 |

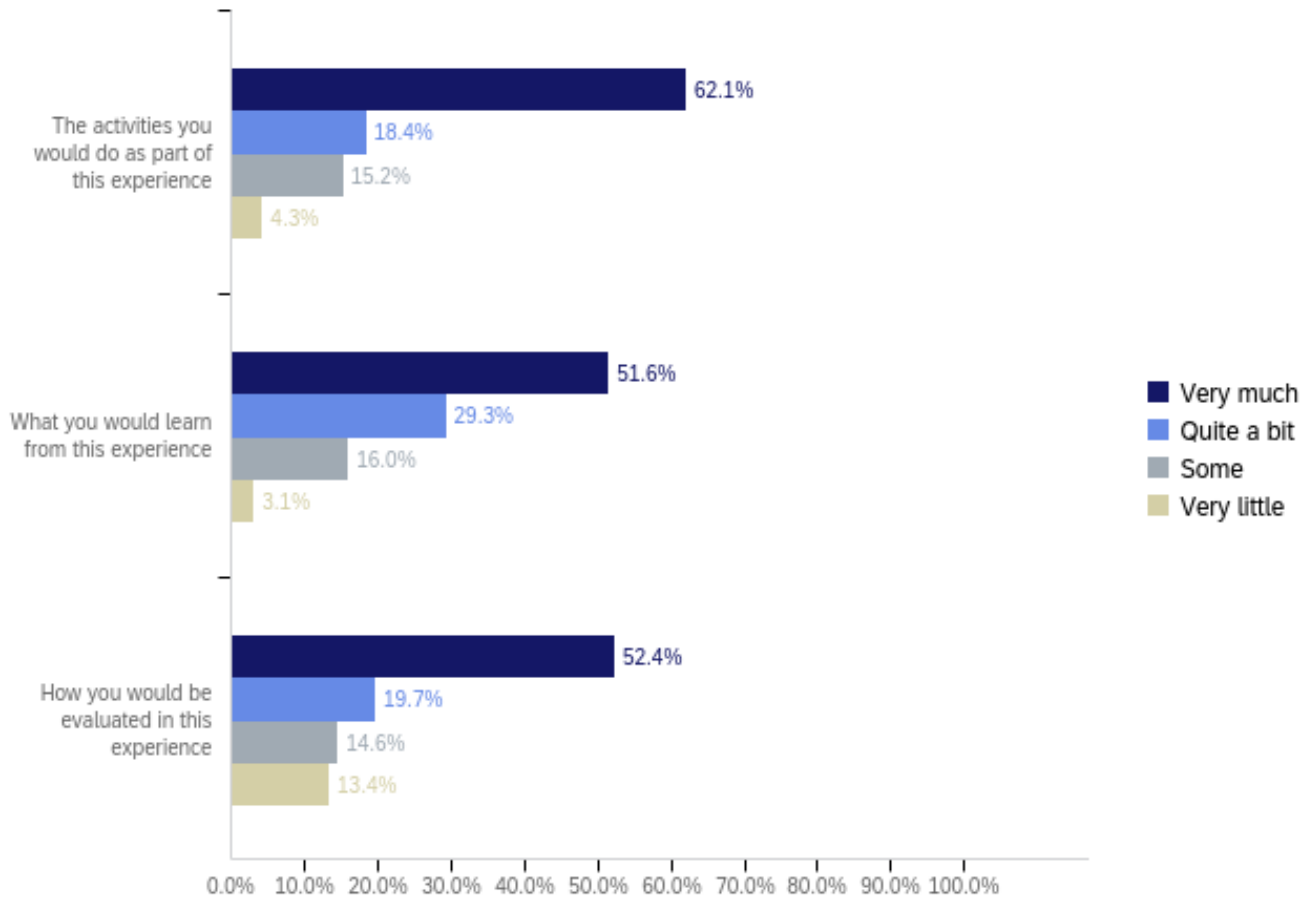
When did you participate in Service Learning? (If you participated more than once, select the most recent).

(Question asked if respondent selected yes that the experienced was finished)



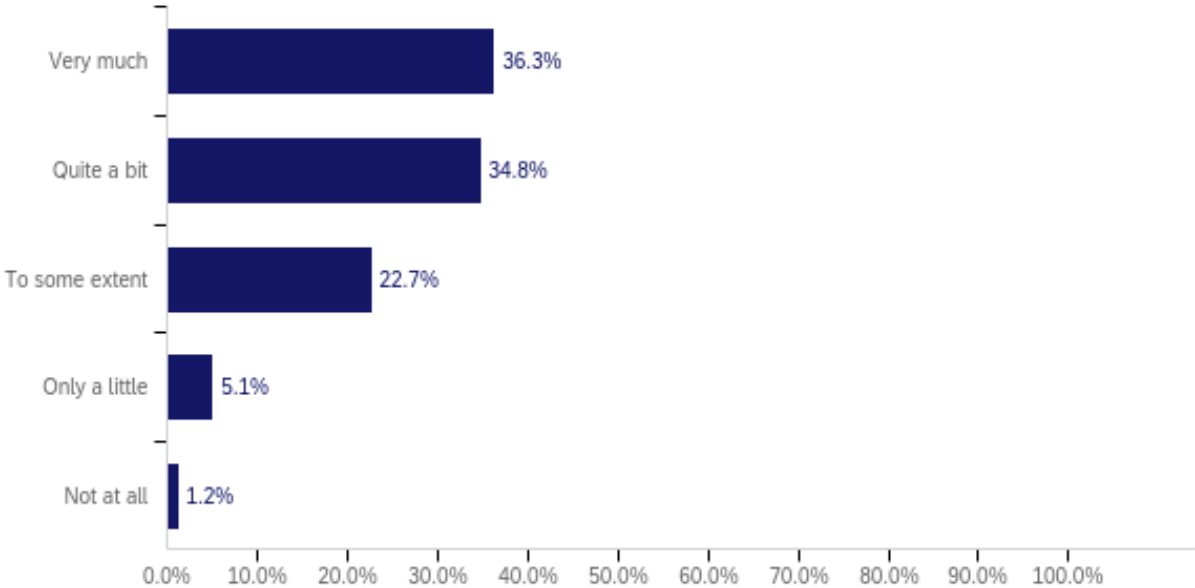
| Answer | % | Count |
|------------------------|-------|-------|
| Freshman/first year | 13.0% | 23 |
| as a Sophomore | 8.5% | 15 |
| as a Junior | 54.8% | 97 |
| as a Senior | 22.0% | 39 |
| Other, please specify: | 1.7% | 3 |
| Total | 100% | 177 |

To what extent were the following explained to you?



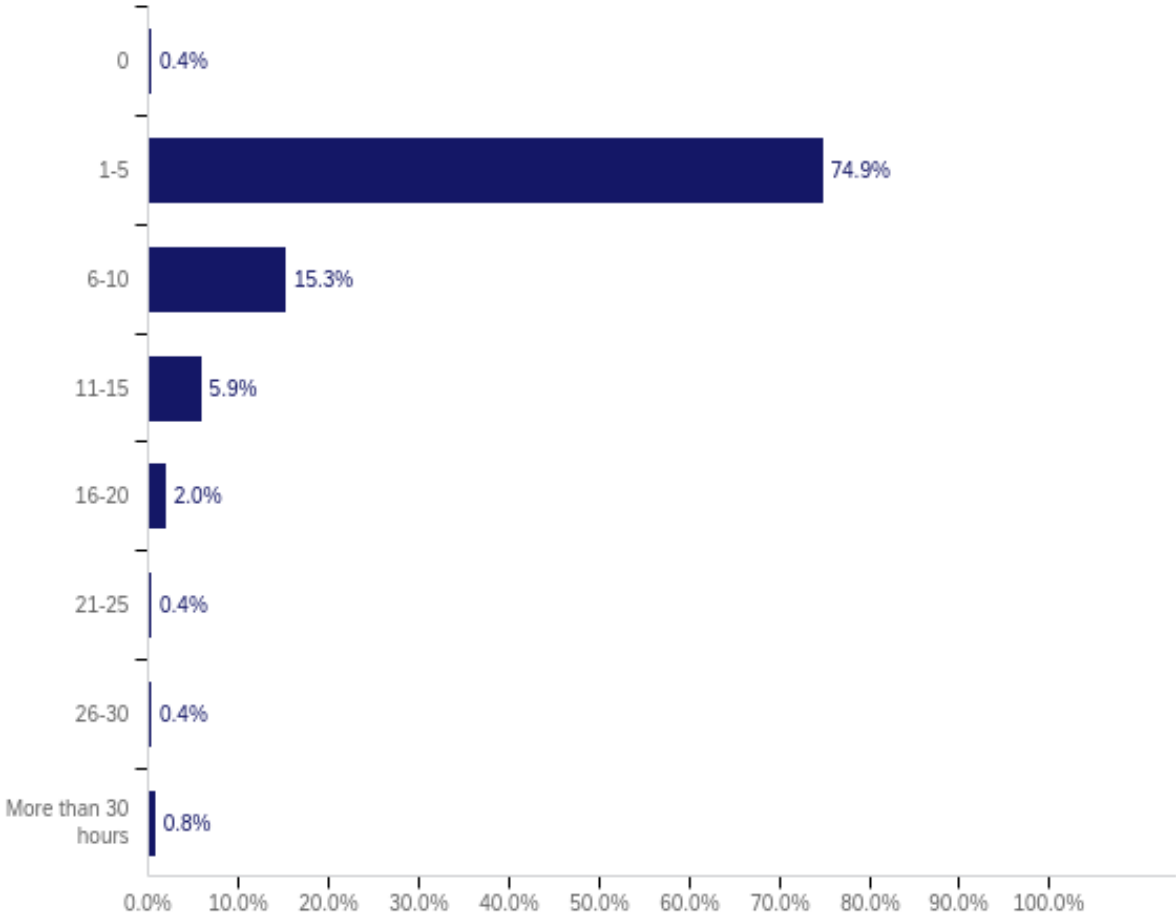
| Question | Very much | Quite a bit | Some | Very little | Total |
|--|--------------|-------------|-------------|-------------|-------|
| The activities you would do as part of this experience | 62.1% 159 | 18.4% 47 | 15.2% 39 | 4.3% 11 | 256 |
| What you would learn from this experience | 51.6% 132 | 29.3% 75 | 16.0% 41 | 3.1% 8 | 256 |
| How you would be evaluated in this experience | 52.4% 133 | 19.7% 50 | 14.6% 37 | 13.4% 34 | 254 |

To what extent did [does] this experience challenge you to do your best work?



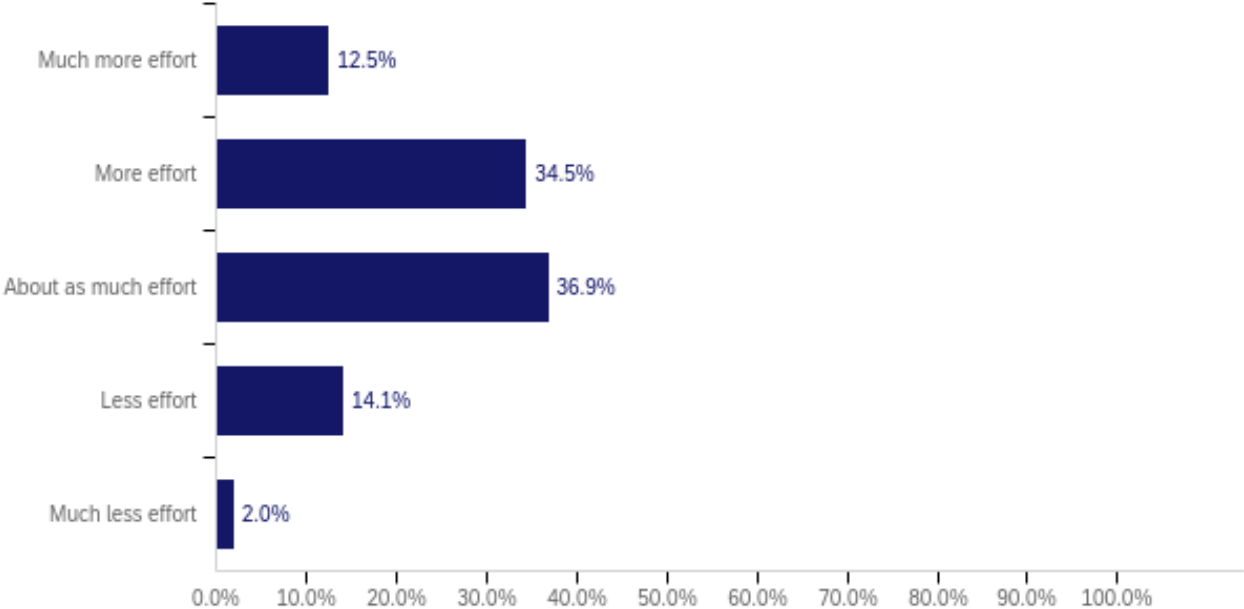
| Answer | % | Count |
|----------------|-------|-------|
| Very much | 36.3% | 93 |
| Quite a bit | 34.8% | 89 |
| To some extent | 22.7% | 58 |
| Only a little | 5.1% | 13 |
| Not at all | 1.2% | 3 |
| Total | 100% | 256 |

About how many hours did [do] you spend in a typical 7-day week on Service Learning?



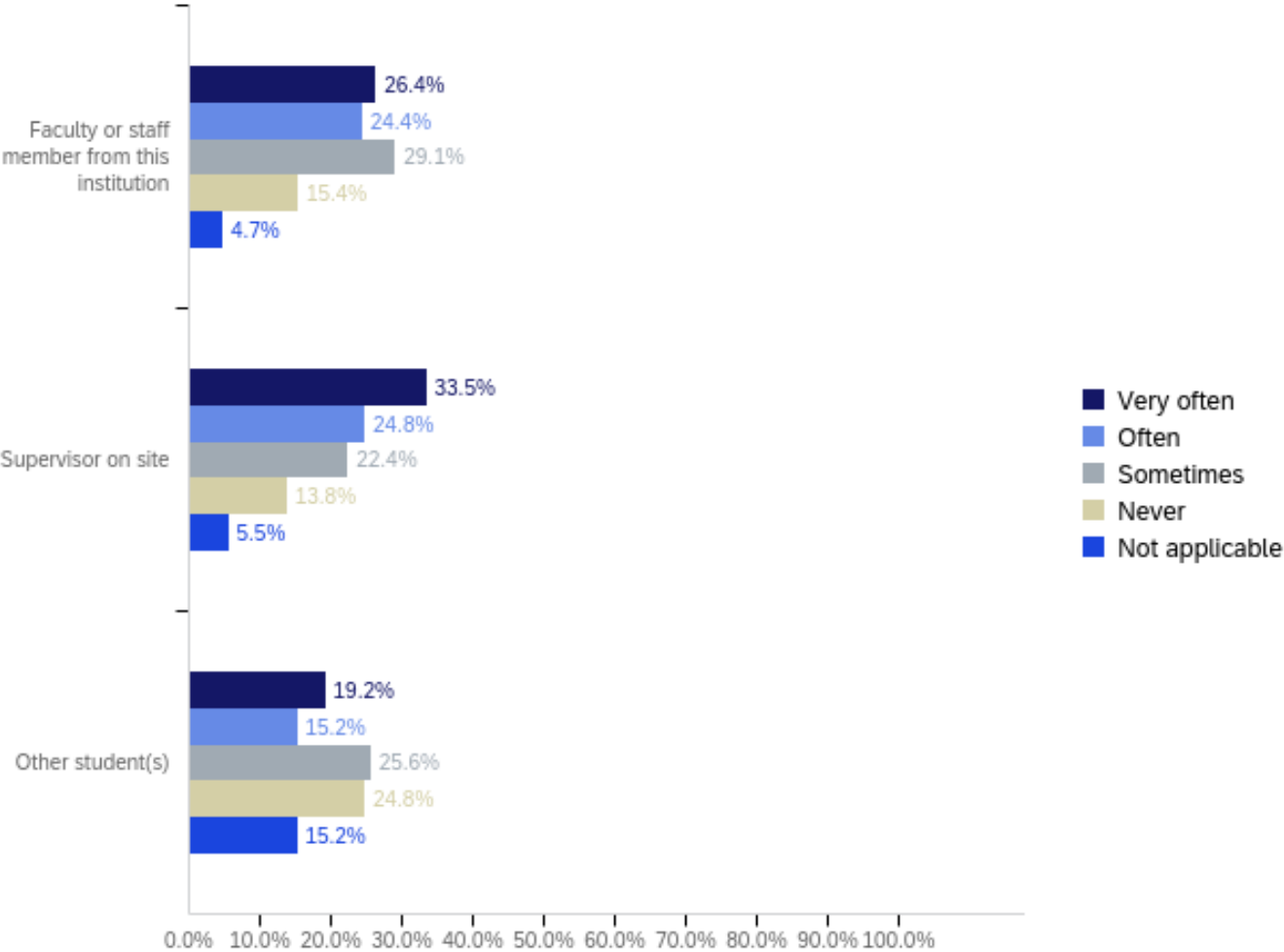
| Answer | % | Count |
|--------------------|-------|-------|
| 0 | 0.4% | 1 |
| 1-5 | 74.9% | 191 |
| 6-10 | 15.3% | 39 |
| 11-15 | 5.9% | 15 |
| 16-20 | 2.0% | 5 |
| 21-25 | 0.4% | 1 |
| 26-30 | 0.4% | 1 |
| More than 30 hours | 0.8% | 2 |
| Total | 100% | 255 |

Compared to your typical learning experiences at this institution, about how much effort did [does] Service Learning require?



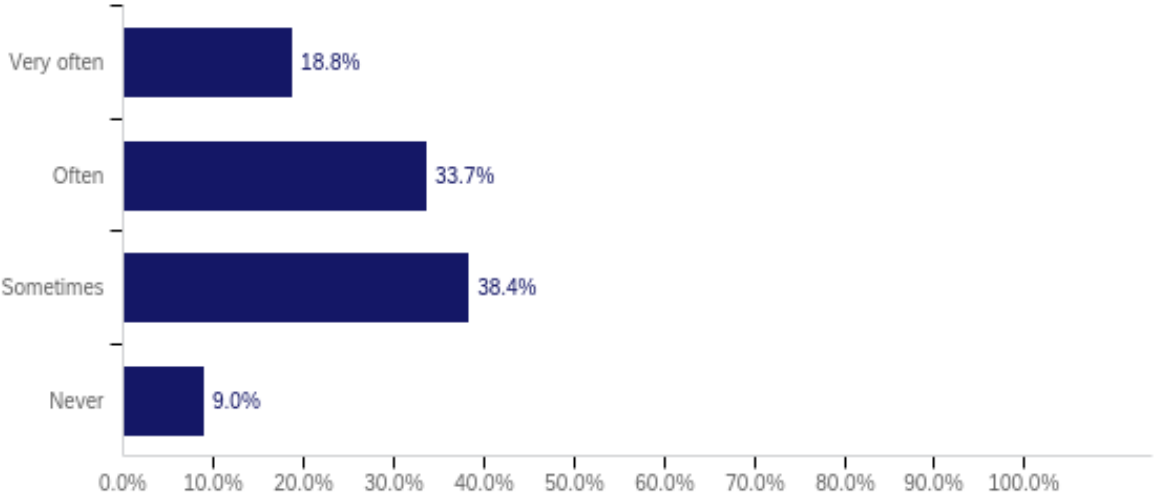
| Answer | % | Count |
|----------------------|-------|-------|
| Much more effort | 12.5% | 32 |
| More effort | 34.5% | 88 |
| About as much effort | 36.9% | 94 |
| Less effort | 14.1% | 36 |
| Much less effort | 2.0% | 5 |
| Total | 100% | 255 |

During Service Learning, about how often did [do] you receive helpful feedback from the following individuals? If this does not apply to your experience, please select "Not applicable".



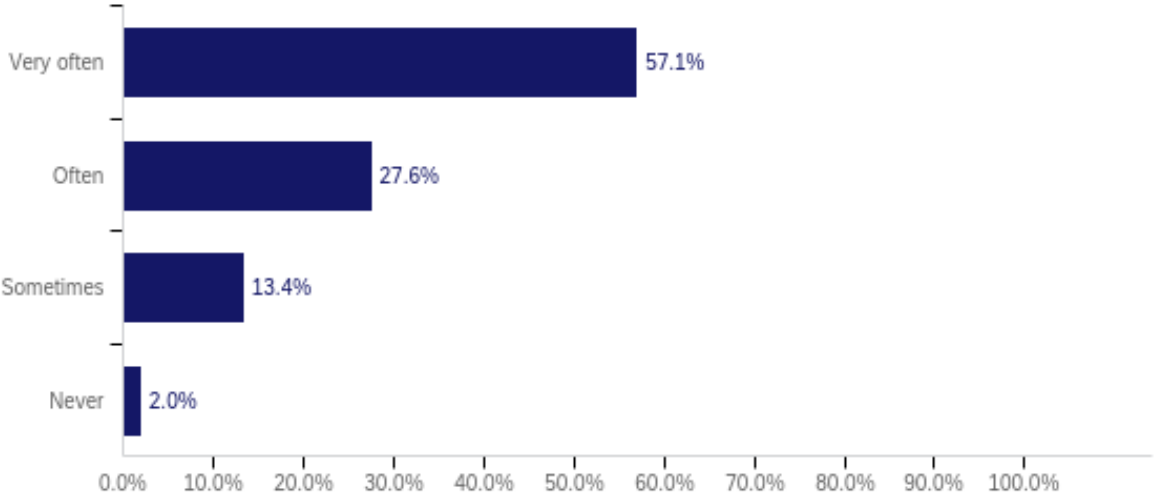
| Question | Very often | Often | Sometimes | Never | Not applicable | Total |
|---|------------|----------|-----------|----------|----------------|-------|
| Faculty or staff member from this institution | 26.4% 67 | 24.4% 62 | 29.1% 74 | 15.4% 39 | 4.7% 12 | 254 |
| Supervisor on site | 33.5% 85 | 24.8% 63 | 22.4% 57 | 13.8% 35 | 5.5% 14 | 254 |
| Other student(s) | 19.2% 48 | 15.2% 38 | 25.6% 64 | 24.8% 62 | 15.2% 38 | 250 |

As part of Service Learning, about how often did [do] you find yourself in settings or circumstances that were [are] new or unfamiliar to you?



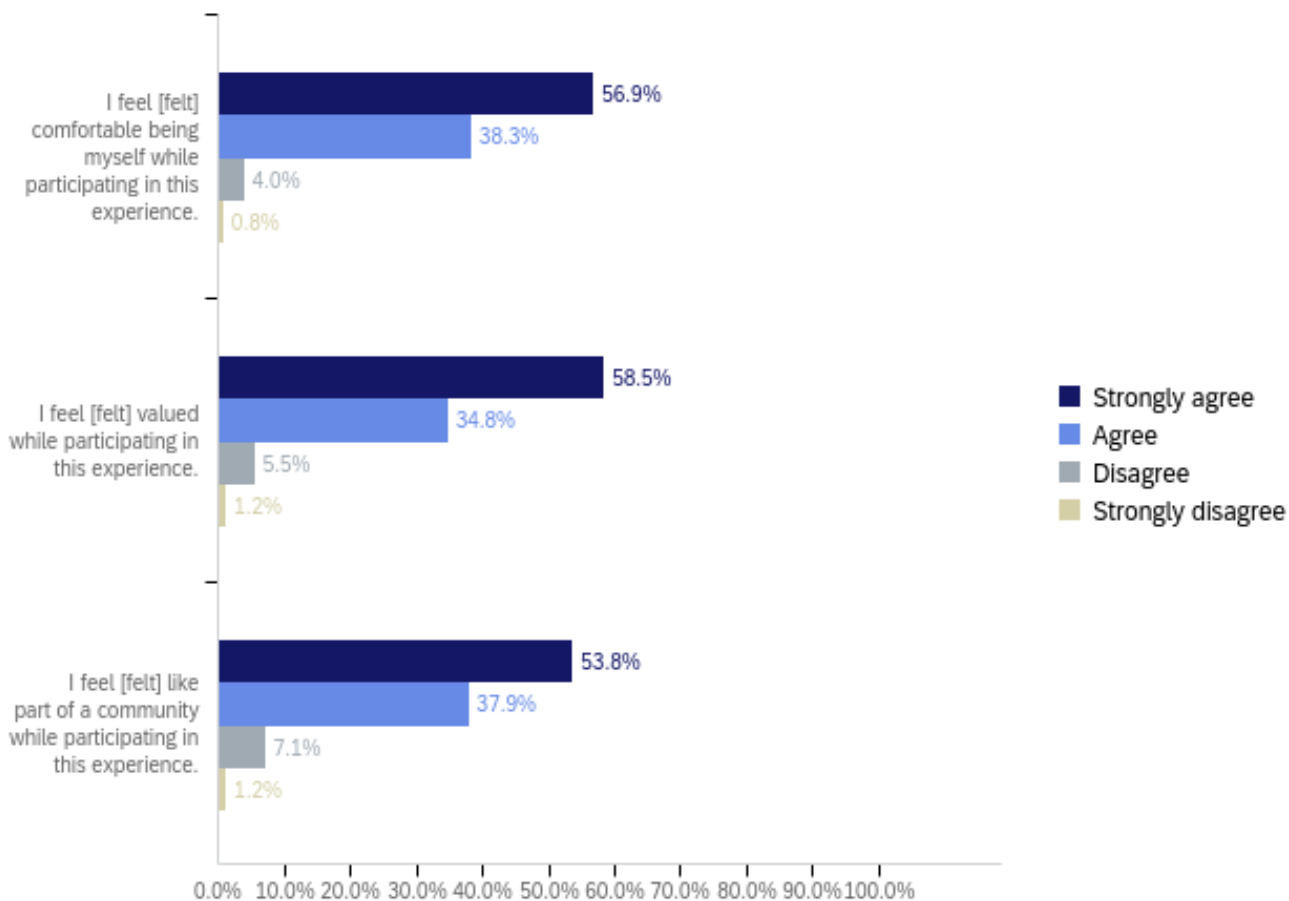
| Answer | % | Count |
|------------|-------|-------|
| Very often | 18.8% | 48 |
| Often | 33.7% | 86 |
| Sometimes | 38.4% | 98 |
| Never | 9.0% | 23 |
| Total | 100% | 255 |

As part of this experience, about how often did [do] you interact with people from a different background or identity (racial/ethnic, economic, political, religious, etc.)?



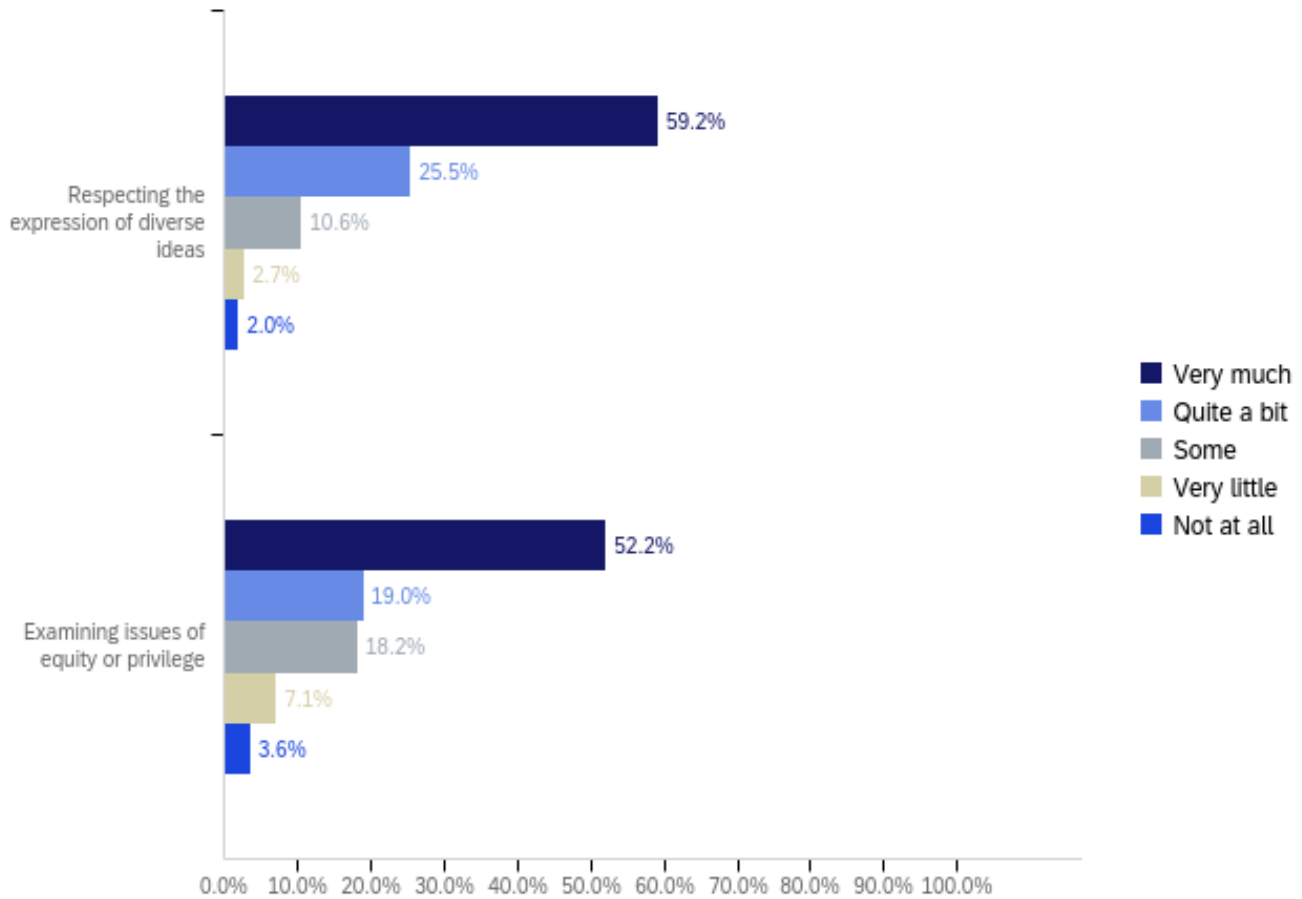
| Answer | % | Count |
|------------|-------|-------|
| Very often | 57.1% | 145 |
| Often | 27.6% | 70 |
| Sometimes | 13.4% | 34 |
| Never | 2.0% | 5 |
| Total | 100% | 254 |

To what extent do you agree or disagree with the following statements about your Service Learning experience?



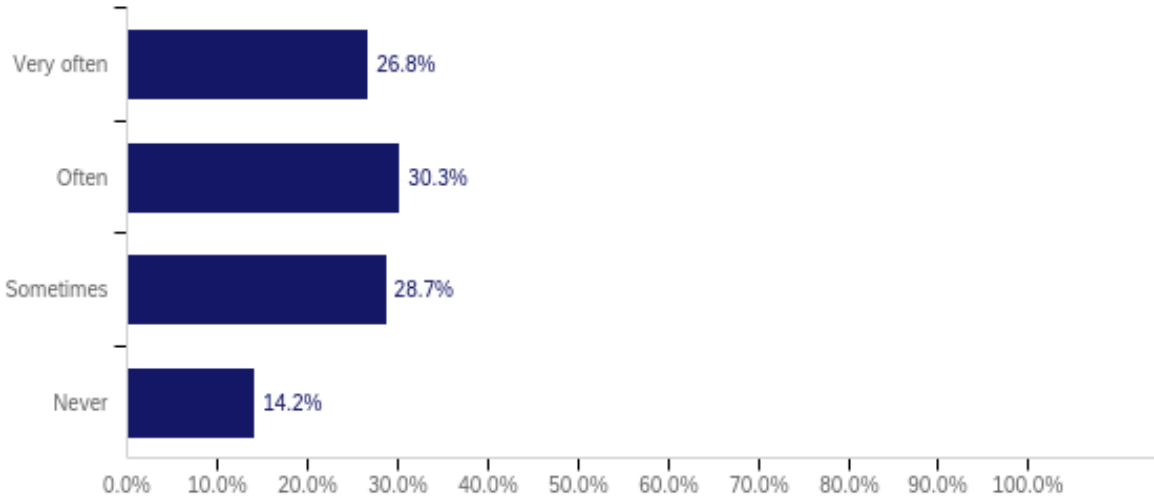
| Question | Strongly agree | | Agree | | Disagree | | Strongly disagree | | Total |
|--|----------------|-----|-------|----|----------|----|-------------------|---|-------|
| I feel [felt] comfortable being myself while participating in this experience. | 56.9% | 144 | 38.3% | 97 | 4.0% | 10 | 0.8% | 2 | 253 |
| I feel [felt] valued while participating in this experience. | 58.5% | 148 | 34.8% | 88 | 5.5% | 14 | 1.2% | 3 | 253 |
| I feel [felt] like part of a community while participating in this experience. | 53.8% | 136 | 37.9% | 96 | 7.1% | 18 | 1.2% | 3 | 253 |

How much does [did] the Service Learning experience emphasize the following?



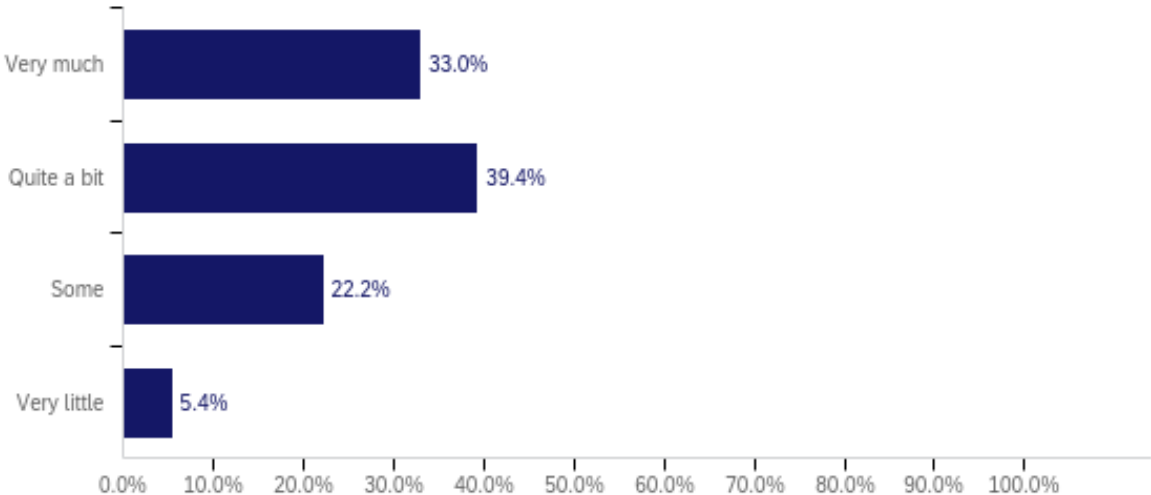
| Question | Very much | Quite a bit | Some | Very little | Not at all | Total |
|--|-----------|-------------|-------|-------------|------------|-------|
| Respecting the expression of diverse ideas | 59.2% | 25.5% | 10.6% | 2.7% | 2.0% | 255 |
| Examining issues of equity or privilege | 52.2% | 19.0% | 18.2% | 7.1% | 3.6% | 253 |

As part of Service Learning, about how often did [do] you meet with a faculty or staff member from this institution?



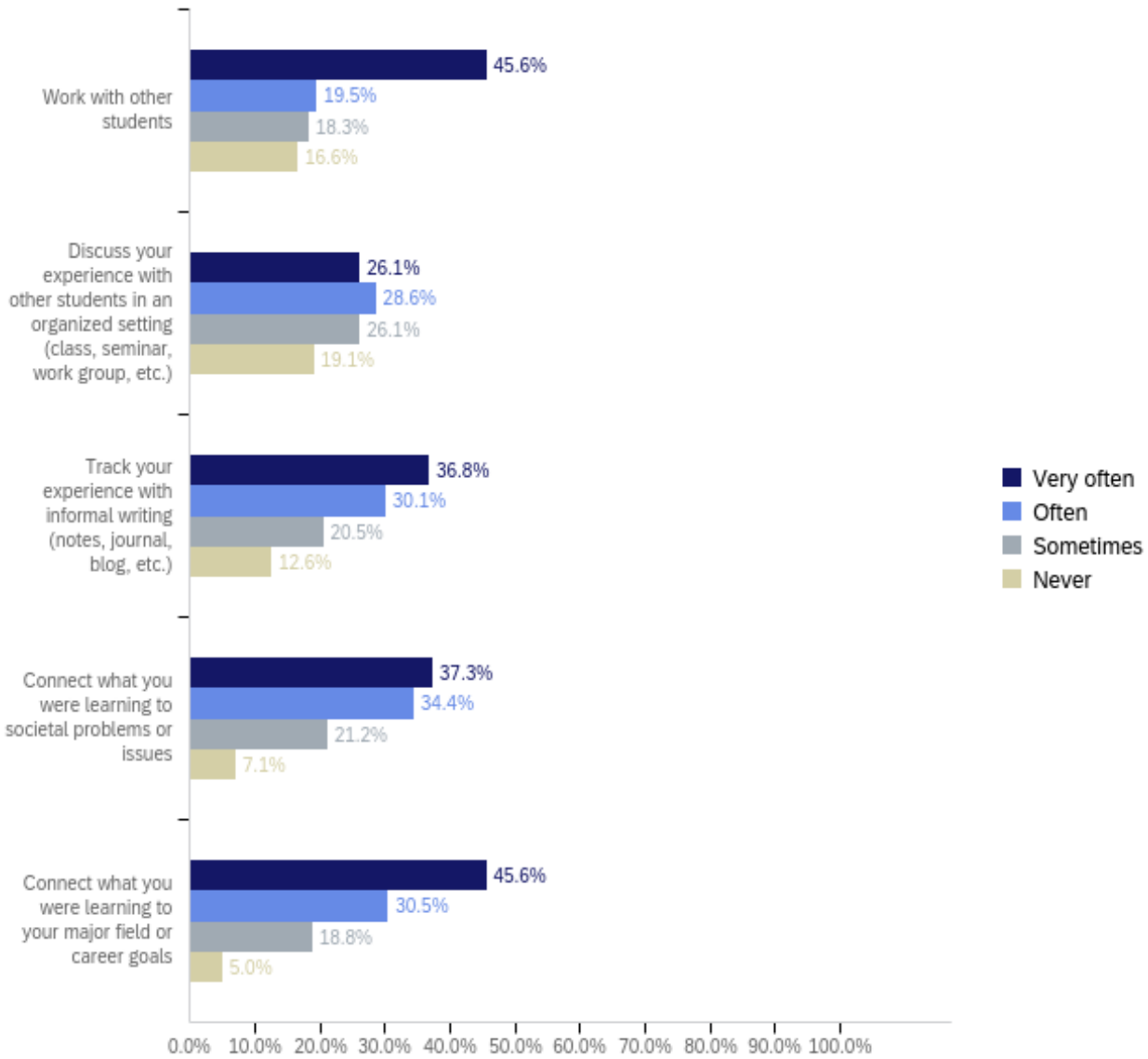
| Answer | % | Count |
|------------|-------|-------|
| Very often | 26.8% | 68 |
| Often | 30.3% | 77 |
| Sometimes | 28.7% | 73 |
| Never | 14.2% | 36 |
| Total | 100% | 254 |

To what extent did [do] these meetings focus on what you were [are] learning in this experience?



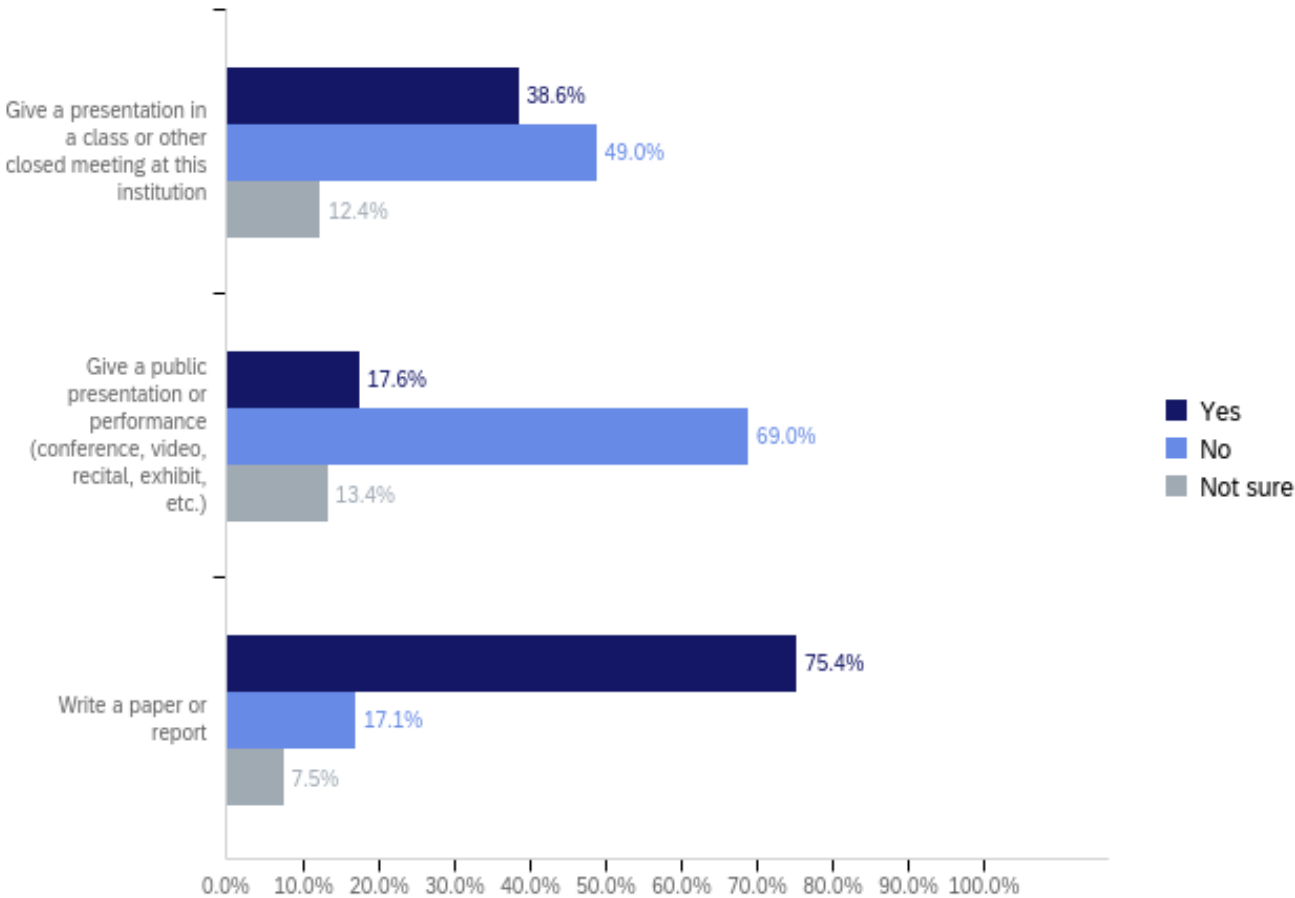
| Answer | % | Count |
|-------------|-------|-------|
| Very much | 33.0% | 67 |
| Quite a bit | 39.4% | 80 |
| Some | 22.2% | 45 |
| Very little | 5.4% | 11 |
| Total | 100% | 203 |

As part of Service Learning, about how often did you do [have you done] the following?



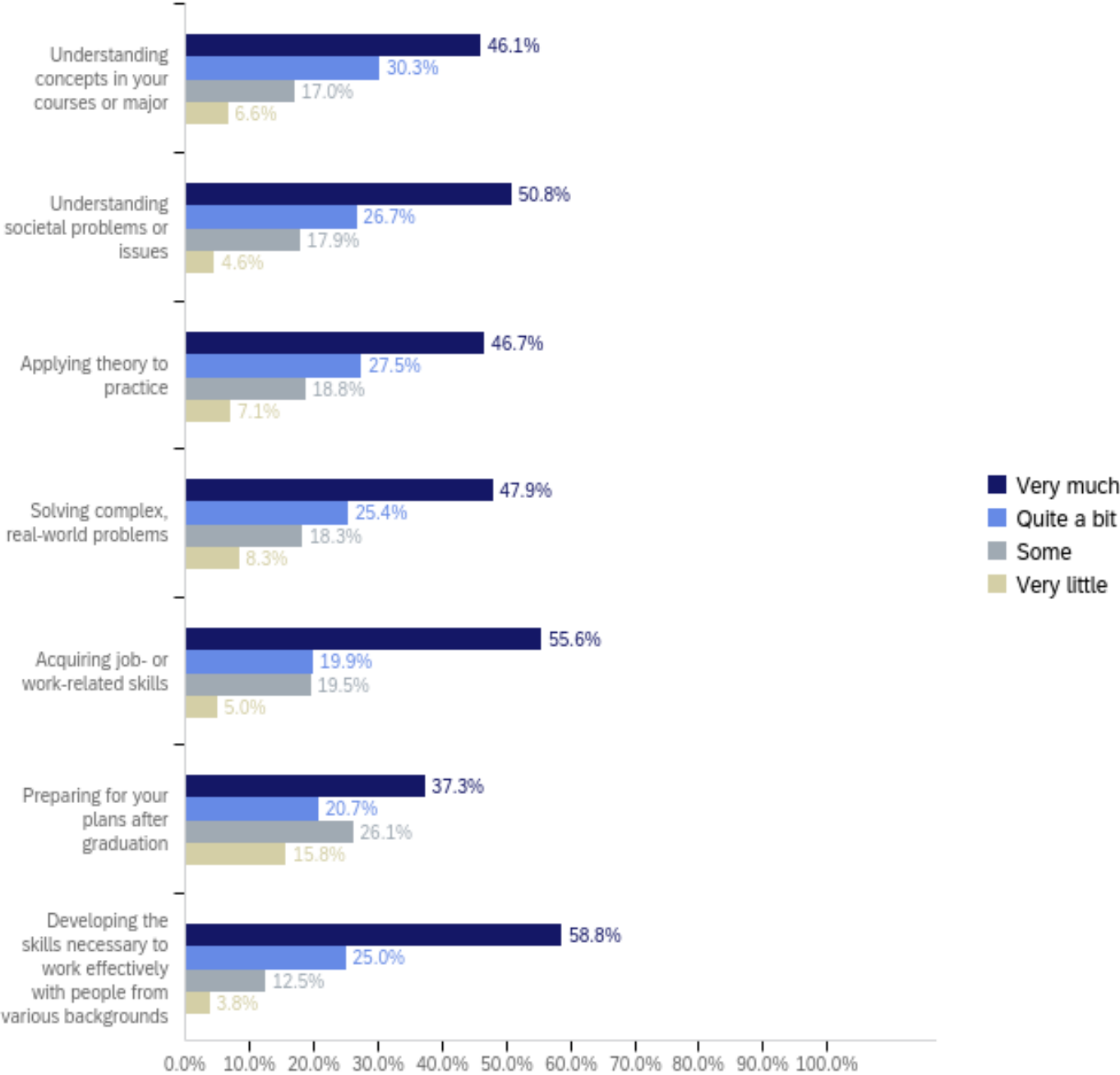
| Question | Very often | Often | Sometimes | Never | Total | | | | |
|--|------------|-------|-----------|-------|-------|----|-------|----|-----|
| Work with other students | 45.6% | 110 | 19.5% | 47 | 18.3% | 44 | 16.6% | 40 | 241 |
| Discuss your experience with other students in an organized setting (class, seminar, work group, etc.) | 26.1% | 63 | 28.6% | 69 | 26.1% | 63 | 19.1% | 46 | 241 |
| Track your experience with informal writing (notes, journal, blog, etc.) | 36.8% | 88 | 30.1% | 72 | 20.5% | 49 | 12.6% | 30 | 239 |
| Connect what you were learning to societal problems or issues | 37.3% | 90 | 34.4% | 83 | 21.2% | 51 | 7.1% | 17 | 241 |
| Connect what you were learning to your major field or career goals | 45.6% | 109 | 30.5% | 73 | 18.8% | 45 | 5.0% | 12 | 239 |

At or near the conclusion of Service Learning, which of the following did you do [will you have done]?



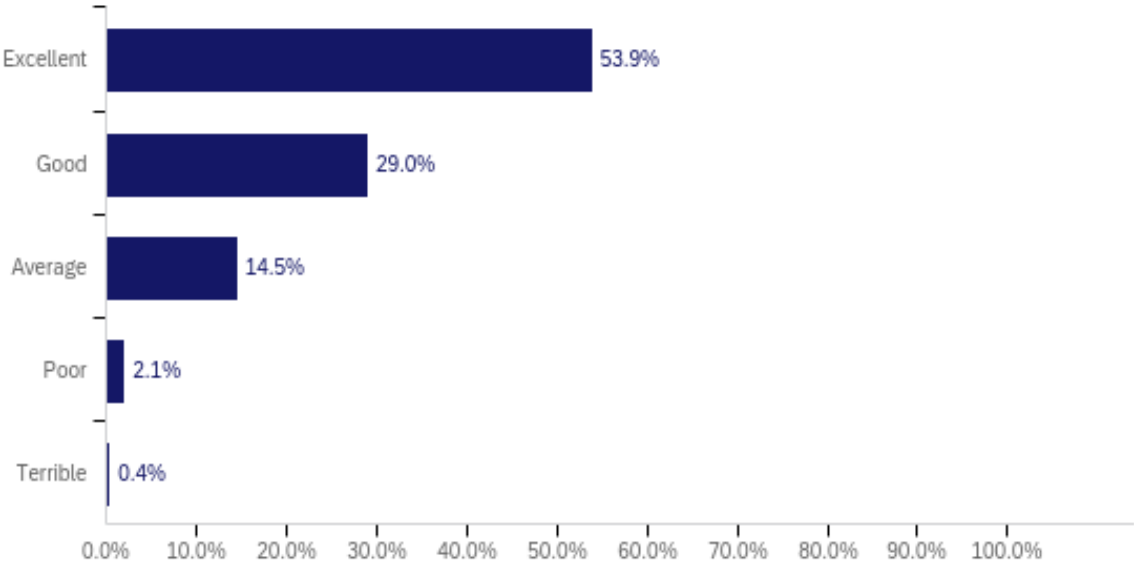
| Question | Yes | | No | | Not sure | | Total |
|---|-------|-----|-------|-----|----------|----|-------|
| Give a presentation in a class or other closed meeting at this institution | 38.6% | 93 | 49.0% | 118 | 12.4% | 30 | 241 |
| Give a public presentation or performance (conference, video, recital, exhibit, etc.) | 17.6% | 42 | 69.0% | 165 | 13.4% | 32 | 239 |
| Write a paper or report | 75.4% | 181 | 17.1% | 41 | 7.5% | 18 | 240 |

To what extent has this Service Learning contributed to your knowledge, skills, and personal development in the following areas?



| Question | Very much | | Quite a bit | | Some | | Very little | | Total |
|--|-----------|-----|-------------|----|-------|----|-------------|----|-------|
| Understanding concepts in your courses or major | 46.1% | 111 | 30.3% | 73 | 17.0% | 41 | 6.6% | 16 | 241 |
| Understanding societal problems or issues | 50.8% | 122 | 26.7% | 64 | 17.9% | 43 | 4.6% | 11 | 240 |
| Applying theory to practice | 46.7% | 112 | 27.5% | 66 | 18.8% | 45 | 7.1% | 17 | 240 |
| Solving complex, real-world problems | 47.9% | 115 | 25.4% | 61 | 18.3% | 44 | 8.3% | 20 | 240 |
| Acquiring job- or work-related skills | 55.6% | 134 | 19.9% | 48 | 19.5% | 47 | 5.0% | 12 | 241 |
| Preparing for your plans after graduation | 37.3% | 90 | 20.7% | 50 | 26.1% | 63 | 15.8% | 38 | 241 |
| Developing the skills necessary to work effectively with people from various backgrounds | 58.8% | 141 | 25.0% | 60 | 12.5% | 30 | 3.8% | 9 | 240 |

Overall, how would you evaluate the quality of this Service Learning experience?



| Answer | % | Count |
|-----------|-------|-------|
| Excellent | 53.9% | 130 |
| Good | 29.0% | 70 |
| Average | 14.5% | 35 |
| Poor | 2.1% | 5 |
| Terrible | 0.4% | 1 |
| Total | 100% | 241 |