


Economic



City of
Carlsbad


City of
Carlsbad

Christina Vincent
Manager
Economic Development

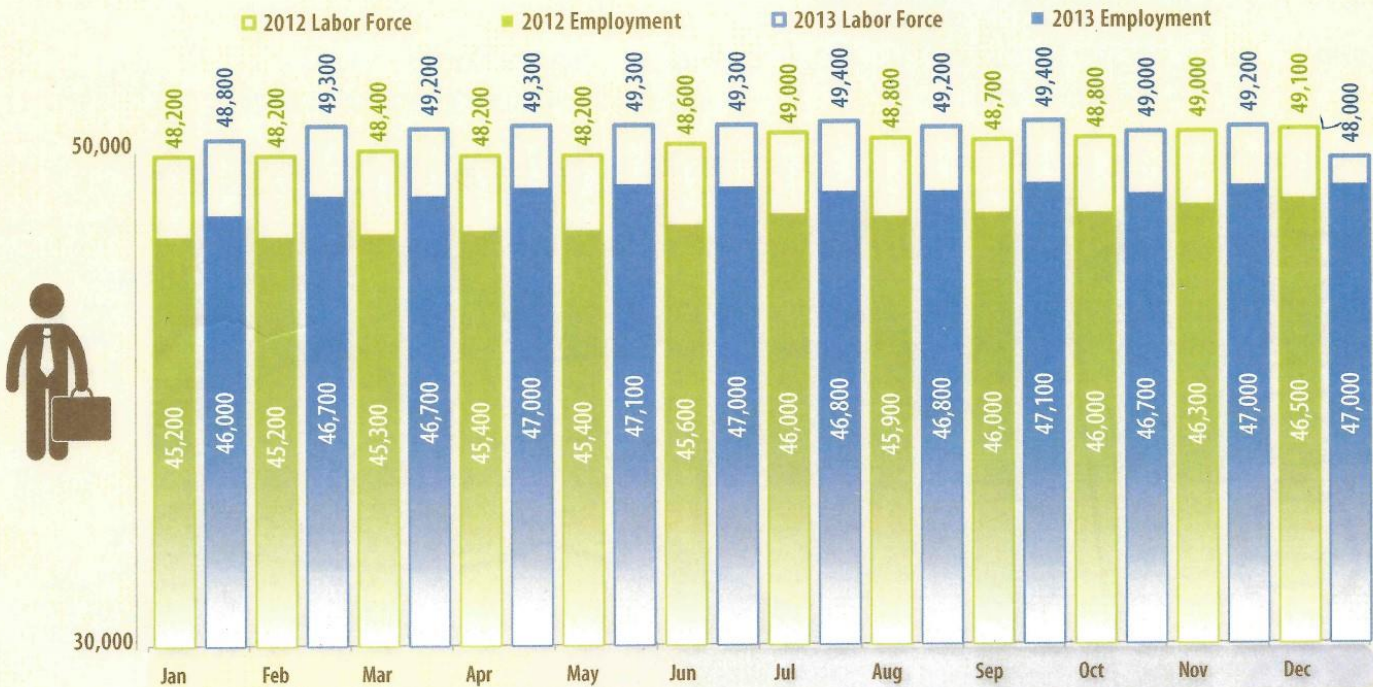
christina.vincent@carlsbadca.gov

1635 Faraday Ave.
Carlsbad, CA 92008
www.carlsbadca.gov

760-602-2712 direct
619-708-2824 cell



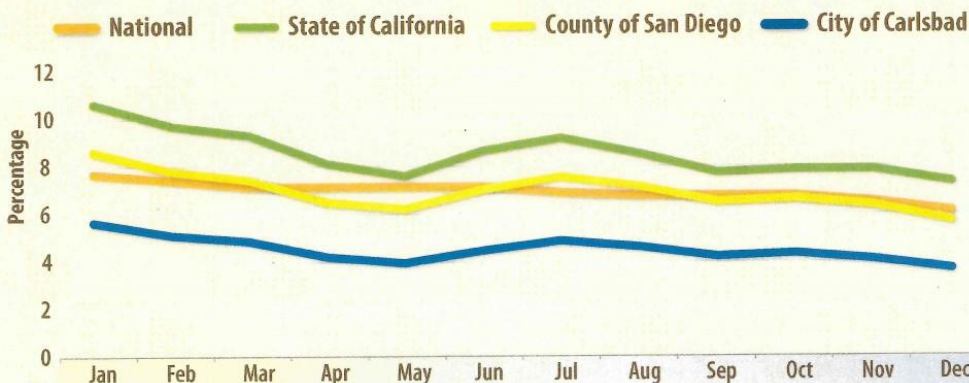
Labor Force



Labor Force = Employment + Unemployment

Unemployment

National Comparison

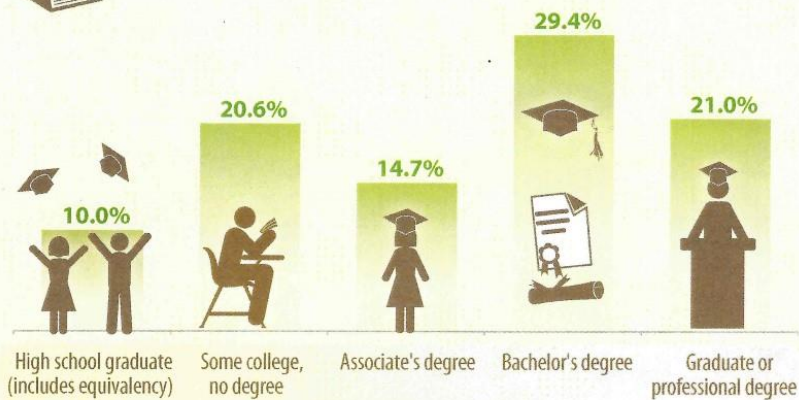


www.carlsbadca.gov

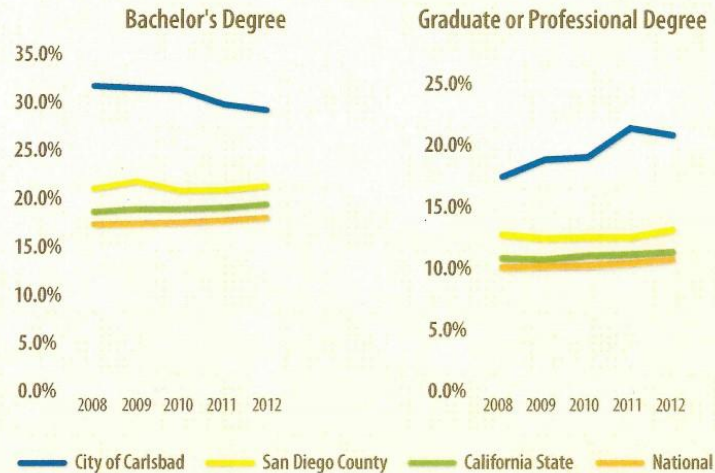
Education Attainment



City of Carlsbad ■ 2012




Percentage of Population over 25 years old




Hi Tech Industrial Clusters

Life Sciences

180 establishments



7,450 employees




814 patents

Action Sports Manufacturing

45 establishments



2,575 employees



860 patents

Clean Technology

85 establishments



5,269 employees




15 patents

Information Communications Technology

249 establishments




9,558 employees



440 patents

Other

4,341 establishments



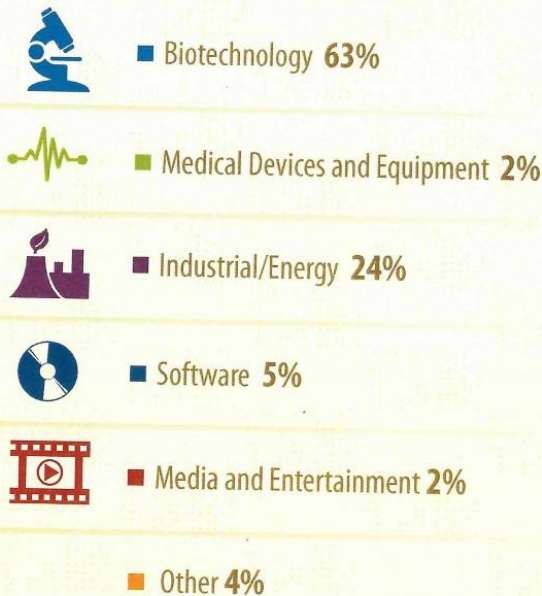
53,181 jobs



57 other patents

San Diego Venture Capital

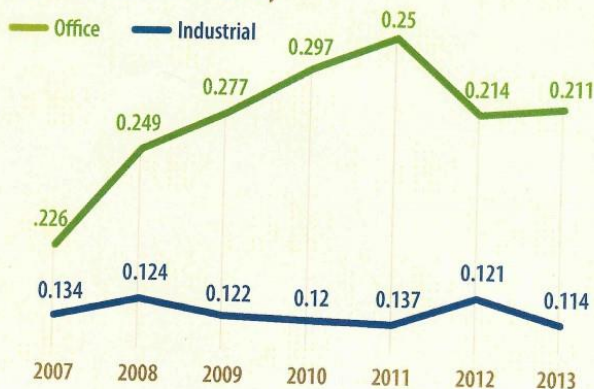
Q4 Investment by San Diego



Total \$ Invested:
\$145,083,100

Commercial Real Estate

5-Year Direct Vacancy



11.4%



**Industrial Building
Vacancy Rate**

21.1%



**Office Building
Vacancy Rate**

Residential Real Estate

Feb. 2014

Active Listing

280

New Listings

185

Sold/Expired

197

Average Sale

\$795,000

**Median Days on
Market**

34

1 year ago

258

232

251

\$699,900

33

**VERSUS
neighboring cities**

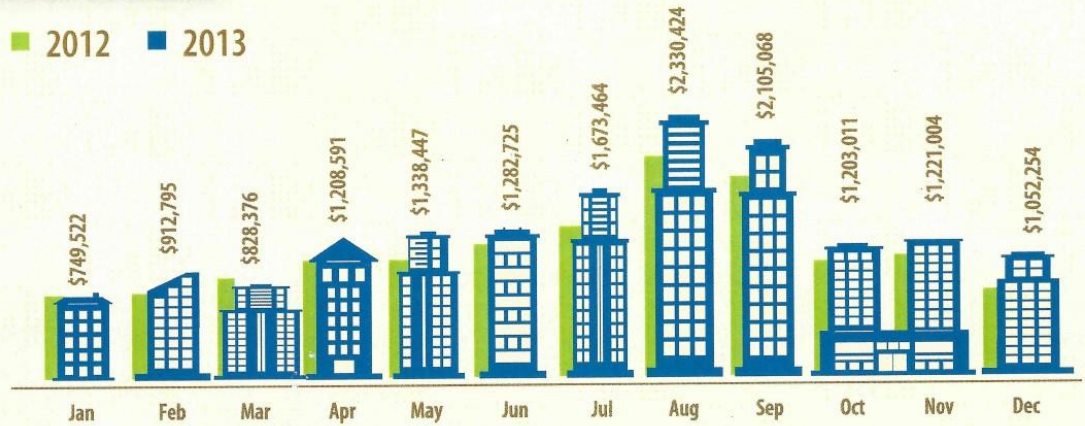
\$1,759,000
Encinitas
\$454,900
Oceanside
\$489,000
San Marcos
\$425,900
Vista



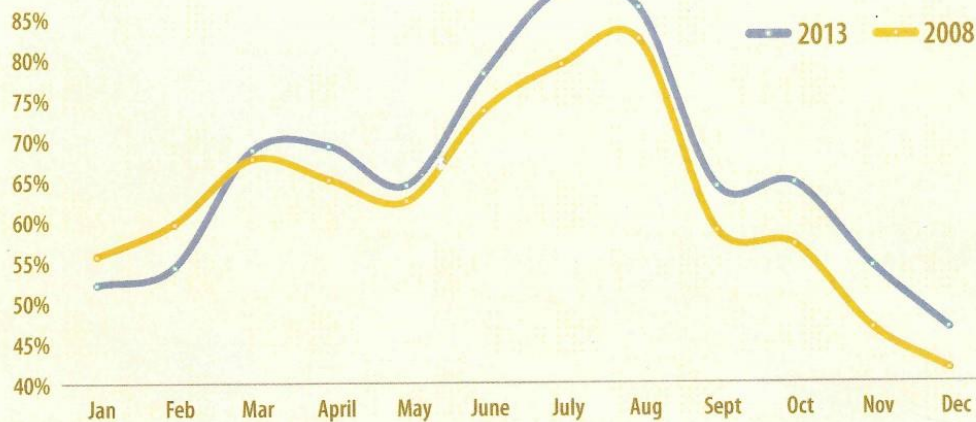
Tourism

Transient Occupancy Tax Revenue

■ 2012 ■ 2013



Hotel Occupancy Rate



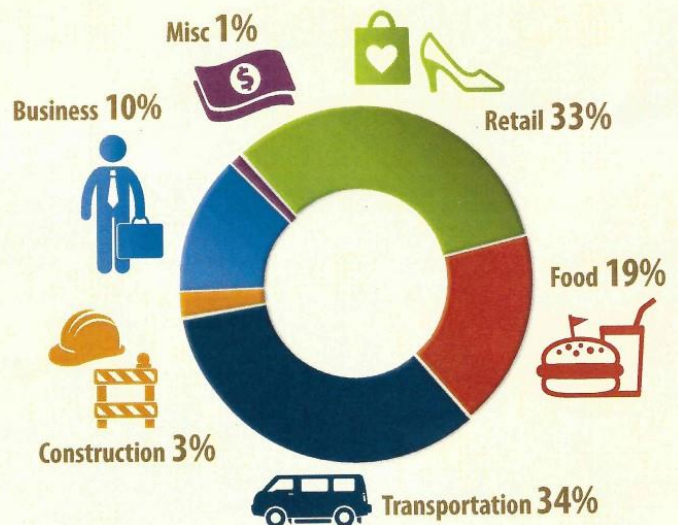
Income

■ National ■ San Diego County ■ City of Carlsbad



Sales Tax

Q4 Sales Tax Revenue



City of Carlsbad
www.carlsbadca.gov

Contact info: Christina Vincent, Economic Development Manager
760-602-2712 ■ christina.vincent@carlsbadca.gov