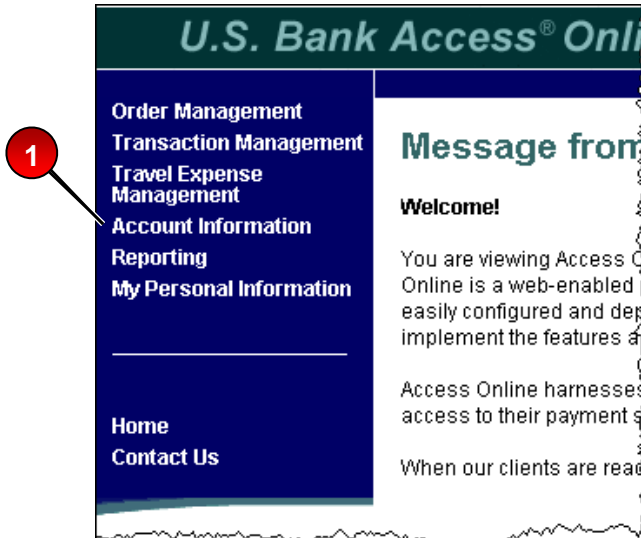
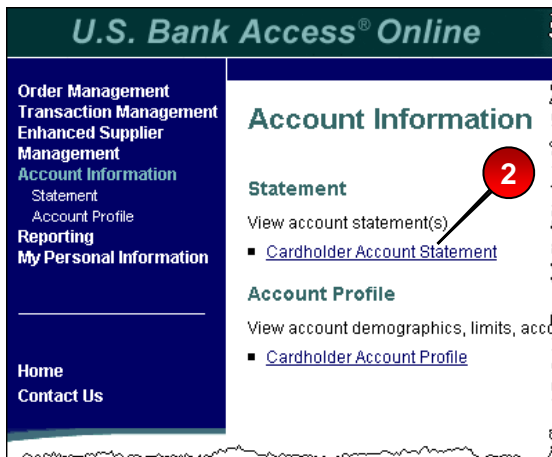


Find the ePay Function

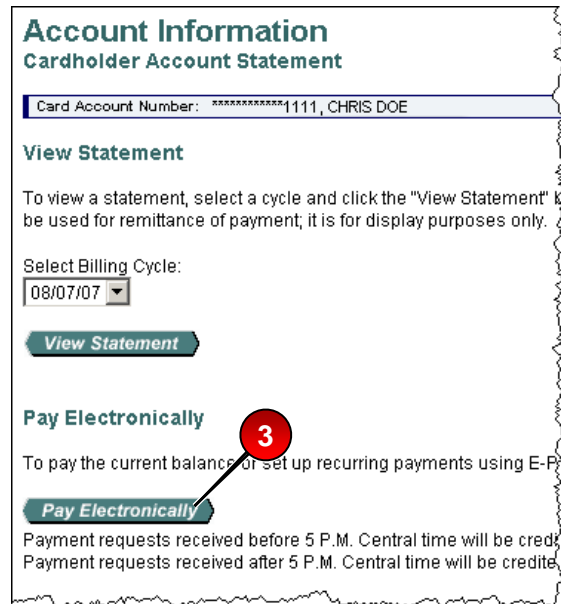
You can use this quick reference as a reminder of the basic steps for accessing the ePay function.



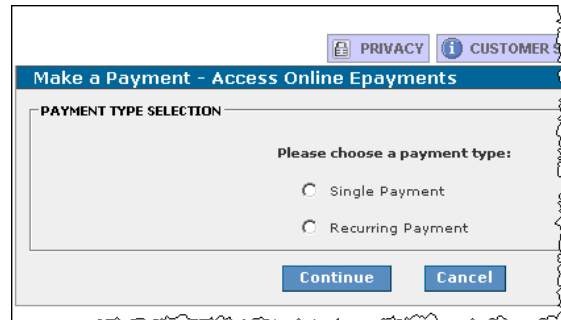
1. To access the ePay function, select the **Account Information** high-level task.



2. Click the **Cardholder Account Statement** link.



3. Click the **Pay Electronically** button.



Once you are in the ePay function, you can set up accounts, make payments, and track your payments.

➤ *Learn More:* For detailed information, refer to the ePay web-based training lesson and user guide at:

<https://wbt.access.usbank.com>

Contact your Program Administrator for the most current passwords.

©2008 U.S. Bancorp. All rights reserved. U.S. Bank Corporate Payment Systems is a division of U.S. Bank National Association ND. All other trademarks are the property of their respective owners. You may not reproduce this document, in whole or in part, without written permission from U.S. Bank.