

# CSUSM

## BS SLP Fall 2021

### Application Guide

1. For the CSUSM Fall 2021 BS SLP admissions application, please click on the following link: <https://calstate.liaisoncas.com/applicant-ux/#/login>
2. First time users, click the “Create an Account” link and follow the instructions to create your account. Be sure to write down your username and password to use at a later time.
3. Update the “Complete Your Profile” webpage with your specific information and click the Save Changes button.
4. You will be directed to the next screen titled Select the Programs to Which you Want to Apply. In the search bar, type in Speech-Language Pathology and select the semester you are applying to (see image below).

The screenshot shows the 'Add Program' section of the application portal. At the top, there are four tabs: 'My Application', 'Add Program', 'Submit Application', and 'Check Status'. Below the tabs, a message states: 'You must select at least one program to begin your application. Use the search filters below to locate programs by Campus Name, Start Term, Delivery and Source. When using the Search field, re...'. The search bar contains the text 'speech-language pathology' and is circled in red. To the right of the search bar is a blue 'Filters' button. Below the search bar, it says 'Showing results for: X Available Programs'. The table below lists the search results:

Add	Program Name	Degree Type	Start Term	Academic Year	Location	Campus Name	Deadline
	SAN MARCOS EXTENDED LEARNING						
✓	Speech-Language Pathology - Fall	BS	Fall	2021	Main Campus	Cal State San Marcos	06/02/2021
+	Speech-Language Pathology - Spring	BS	Spring	2022	Online	Cal State San Marcos	09/08/2021

5. Return to your My Application tab to continue filling out all necessary information.

## Section I. Personal Information

- Complete **ALL** section as requested

## Section II. Academic History

- Add ALL academic institution you have attended regardless of the grades or credits earned.

### Transcripts Entry

**Returning Applicants:** If you are returning to the same CSU that you last attended and have not taken any college courses at another institution, select **“I Am Not Adding Any College Transcripts.”** If you have taken courses at another institution, enter the coursework for that institution. If you are applying to an additional campus as a new applicant, you will need to enter all transcript information.

**I Am Not Adding Any College Transcripts**

### General Education

- Complete this section as required

### Standardized Tests

- **If you are applying to the Cal State San Marcos BS SLP Program only**, you do not need to report any standardized tests. Click the **“I Am Not Adding any Standardized Tests”** link.
- **If you are applying to any other CSU campuses, you may need to add applicable standardized tests.**

### AP (Advanced Placement)

- Complete this section if applicable

### CLEP (College Level Examination Program)

- Complete this section if applicable

### IB (International Baccalaureate)

- Complete this section if applicable

## Section III. Supporting Information

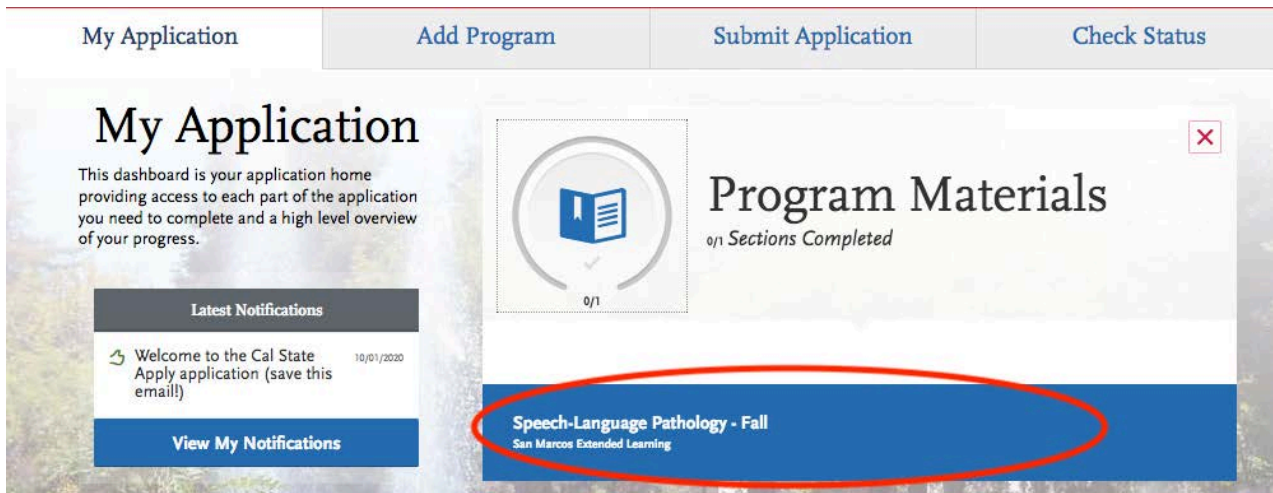
### Achievements

- **If you are applying to the Cal State San Marcos BS SLP Program only**, you do not need to report any achievements here. Click the **“I Am Not Adding any Achievements”** link.
- **If you are applying to any other CSU campuses, you may need to add applicable achievements.**

### EOP Recommendations

- Complete this section if applicable

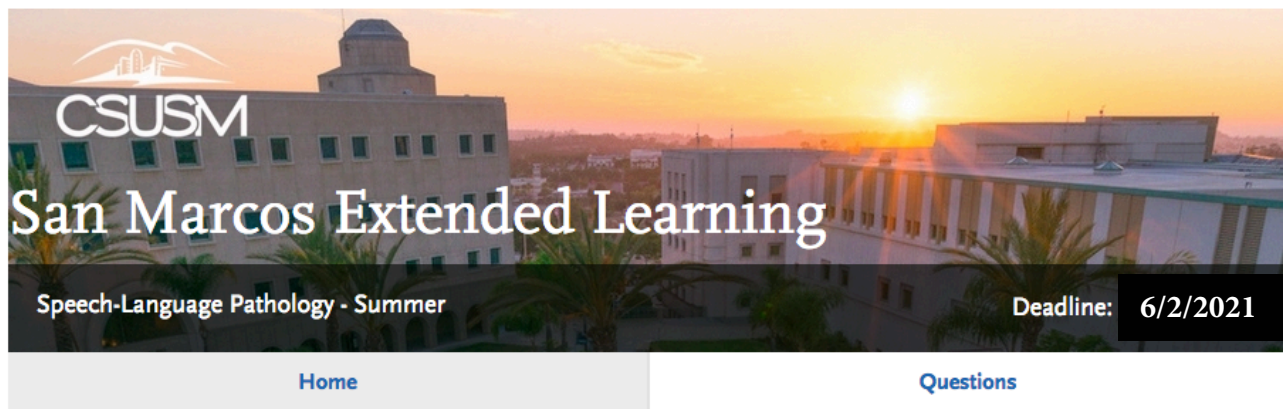
## Section IV. Program Materials



Click on the blue section of this tab as indicated in the image above to complete this section. There are two (2) tabs: Home and Questions.


**Home** tab: Carefully review the information on this tab and make sure everything is correct.

**Questions** tab: Complete the questions here, then click the “Save and Continue” link.



## Submit Application

Click on the “Submit Application” link at the top menu bar of the website.



## Final Steps for Cal State Apply

Review, finalize, and pay the \$70 application fee. Once you have completed your review and submitted the application fee, submit your application. Your application will not officially be submitted until payment has been received. Upon submission of your application, you will receive an email within 48 hours confirming receipt of your application. If you do not receive a confirmation email, please contact us at [el@csusm.edu](mailto:el@csusm.edu).