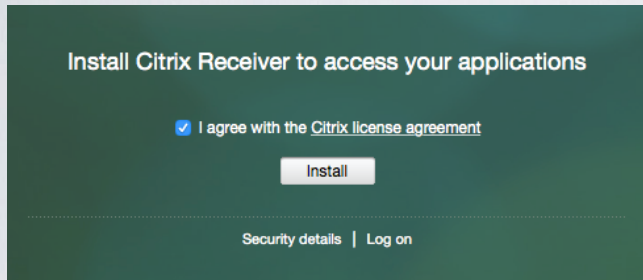


Using CougarApps on a Mac

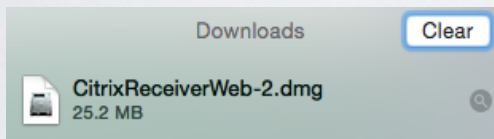
Go to: cougarapps.csusm.edu

Log in with your campus username and password



Checkmark the box to agree the license agreement and click Install

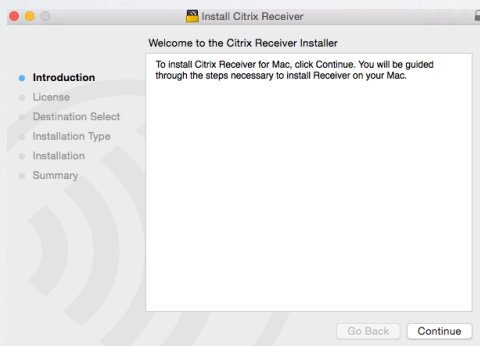
View your Downloads window within the browser, and double click on CitrixReceiverWeb-2.dmg



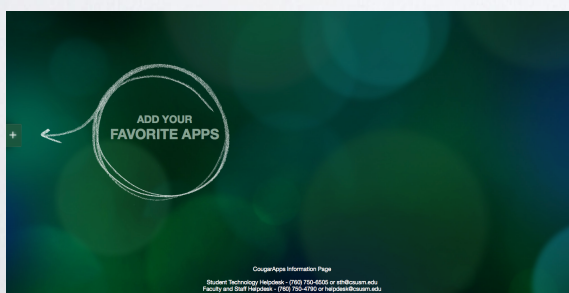
Double click on Install Citrix Receiver



Follow the instructions on the screen to download Citrix.



If the download was successful, you will automatically be redirected to your CougarApps home screen.



Here you will have access to applications that are available on all campus computers.