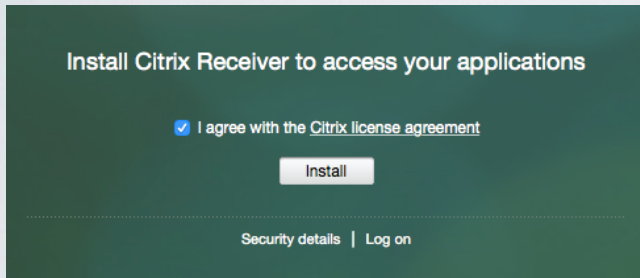


Using CougarApps on Windows 7

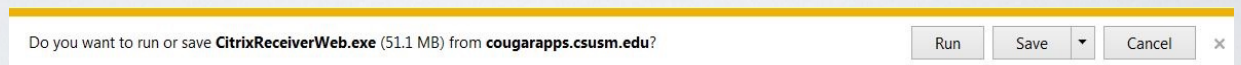
Go to: cougarapps.csusm.edu

Log in with your campus username and password



Checkmark the box to agree the license agreement and click Install

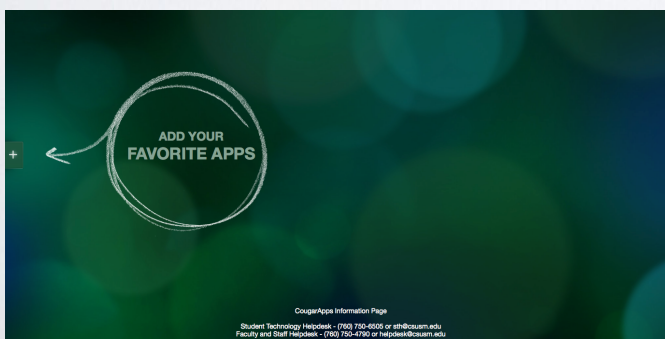
Click Run



Select Install and follow the instructions on the screen to download Citrix.



If the download was successful, you will automatically be redirected to your CougarApps home screen.



Here you will have access to applications that are available on all campus computers.